


Predicted national curriculum tests

Key stage 1



©piacademy.co.uk


Mathematics

SET 4 - Paper 2: reasoning

reading script

| | |
|-----------|--|
| Full Name | |
| School | |
| Date | |

| | |
|-------------|--|
| Total Marks | |
|-------------|--|



Pi Academy

Instructions:

These instructions are designed for Parents, Teachers, Tutors or Guardians who are administering the test with the pupil.

1. This Reading script is for the first 5 questions in Paper 2 – Reasoning. The first 5 questions are aural questions.
2. Explain to the pupils that you will now read out questions 1 to 5 from Paper 2 reasoning.
3. Tell the pupils that they should try to answer all of the questions. If they can't answer a question, they should move onto the next one and come back to that one later.
4. When reading the question to the pupils, remember to repeat the question.
5. Tell the pupils that they must listen very carefully when you read the questions and write the answer on the provided question paper booklet for Paper 2 – Reasoning.
6. Pupils must write their answer in the box given or they should Tick or Circle as specified in the aural question instructions.

Symbols used:




Go to the next page.



Do not turn the page until told to do so.



Stop working and await instructions.



1

Look at the following Jar filled with marbles.

David had 46 marbles in the jar.

He lost 15 marbles from it.

How many marbles are left with David now?



1 mark

2

Here are different faces of a die.

Look at **each** face and **add** the **total** number of circles in **each face**.



1 mark

3

Look at the names of the months given in the box.

Write the **names** of the months that are **missing** in this sequence.



1 mark

4

Look at the given expression.

Fill in the **missing digit** to **make** the calculation **correct**.



1 mark

5

Match each shape to the **correct description**.

The first one is done for you.



1 mark

