


Predicted national curriculum tests

Key stage 1




©piacademy.co.uk

Mathematics

SET 10 - Paper 2: reasoning reading script

Full Name	
School	
Date	

Total Marks	
-------------	--



Pi Academy

Instructions:

These instructions are designed for Parents, Teachers, Tutors or Guardians who are administering the test with the pupil.

1. This Reading script is for the first 5 questions in Paper 2 – Reasoning. The first 5 questions are aural questions.
2. Explain to the pupils that you will now read out questions 1 to 5 from Paper 2 reasoning.
3. Tell the pupils that they should try to answer all of the questions. If they can't answer a question, they should move onto the next one and come back to that one later.
4. When reading the question to the pupils, remember to repeat the question.
5. Tell the pupils that they must listen very carefully when you read the questions and write the answer on the provided question paper booklet for Paper 2 – Reasoning.
6. Pupils must write their answer in the box given or they should Tick or Circle as specified in the aural question instructions.

Symbols used:




Go to the next page.



Do not turn the page until told to do so.



Stop working and await instructions.



1

Look at the shape.

What **fraction** of the shape is shaded?



1 mark

2

Put the four objects in order from **heaviest** to **lightest**.



1 mark

3

Tick the names of **two** shapes in this picture.



1 mark

4

Shade $\frac{1}{2}$ of this shape.



1 mark

5

Put a tick below the **second black box** and put a cross on the **third white box**.



1 mark

