

# 11+ Westmidlands VR, NVR & SR, English, Maths Tests

✔ 8 Full-Length papers

✔ 1,400+ Questions

✔ Detailed Answers


✔ Topic-wise Exercises




# 11+ Westmidlands

## Paper 1 - Session 2

### Instructions:

1. Do not turn over this page until instructed to do so.
2. This test contains four tests:
  - Test 1: Verbal Reasoning (VR)
  - Test 2: Non-Verbal and Spatial Reasoning (NVR/SR)
  - Test 3: English
  - Test 3: Mathematics
3. The front page of each test contains specific instructions. **Read them carefully** before starting.
4. Listen carefully to the instructions **read out by the invigilator**. They will guide you through the test process.
5. Check that your **name** and **date of birth** are correctly shown on the answer sheet.
6. In the answer sheet, **mark** the correct answer by **drawing a line with your pencil** through the small rectangular box beside it like this. 
7. You must make sure that you **mark your answer in the box** that has the same question number as the question you are doing in the paper.
8. If you make a mistake, rub out your mark as well as you can and mark your new answer.
9. The answer sheet will be marked by a computer.
10. You may **do any rough work** on the question paper.
11. This is a **multiple-choice test**. The complete test takes one hour, with approximately 15 minutes for each section.
12. You will need an HB pencil, an eraser and a pencil sharpener. You will not be allowed to use a ruler, a calculator, a protractor, or scrap paper.

#### to stop:

Do not turn the page until told to do so 

#### to go on:

Please go on to the next page >>>

**or whether you have reached the end of the section/test.**

END OF REASONING TEST

# 11+ Westmidlands

## Session 2 - Test 1

### Verbal Reasoning

---

#### Instructions:

1. Do not turn over this page until instructed to do so.
2. There are **four sub-tests**
3. Each sub-test begins with a practice section, where:
  - The **first question** is solved with a detailed solution.
  - The **remaining one question** is for you to attempt.
4. The practice section is followed by the main questions.
5. Each sub-test has **five main questions**.
6. Total time for the test is **15 minutes**.
7. Work quickly and carefully through the questions.
8. If you finish early, **go back and check** your work.
9. This is a **multiple-choice test**. Each question carries **1 mark**.



## Verbal Reasoning Sub-test 1 Practice Section

### Codes - Letter Series

*In these questions, find the next two letters in the pattern. Each pair follows a rule based on their position in the alphabet. Identify the pattern for both letters and choose the next pair in the sequence.*

#### Example

AW CT FQ JN OK [?]

**A** TK

**B** UL

**C** UH

**D** VX

**E** OP

*The answer is **UH**. The first letter in each pair follows an increasing pattern: A, C, F, J, O, moving forward by +2, +3, +4, +5. So, the next letter after O is **U**. The second letter follows a decreasing pattern: W, T, Q, N, K, moving backward by -3, -3, -3, -3. So, the next letter after K is H. Thus, the next pair after OK is **UH**.*

*Now try this practice question and mark the correct option on the answer sheet.*

**P1**

AZ CX EV GT IR [?]

**A** JP

**B** KO

**C** LQ

**D** KP

**E** JQ

End of Verbal Reasoning Sub-test 1 Practice Section.



## Verbal Reasoning Sub-test 1

This section is **marked**.

**In these questions, find the next two letters in the pattern. Each pair follows a rule based on their position in the alphabet. Identify the pattern for both letters and choose the next pair in the sequence and mark the correct option on the answer sheet.**

1

CV FA JW OB UX [?]

A ZC

B BD

C BC

D AY

E UW

2

BA EB HC KD NE [?]

A PG

B RF

C QF

D QE

E RG

3

AZ BW DT GQ KN [?]

A QK

B PK

C PL

D PD

E QL

4

AZ EX IU MQ QL [?]

A VF

B UE

C UG

D TF

E UF



5 AZ FW DA IX GB [?]  
A MZ B LX C KY D LY E LW

End of Verbal Reasoning Sub-test 1



## Verbal Reasoning Sub-test 2 Practice Section

### Codes - Words to Codes

*In these questions, each word is written in a code. Find the pattern in the given code and apply it to find the correct code for the new word.*

#### Example

If the code for **CAT** is **ABR**, what is the code for **DOG**?

- A** BPK      **B** BRE      **C** BPE      **D** BQF      **E** BPD

*The answer is **BPE**. In the code for CAT → **ABR**, C → A (-2), A → B (+1), and T → R (-2). Using the same pattern for DOG, D → **B** (-2), O → **P** (+1), and G → **E** (-2). Thus, the correct code for DOG is **BPE**.*

*Now try this practice question and mark the correct option on the answer sheet.*

## P2

If the code for **SUN** is **TVO**, what is the code for **RED**?

- A** SDE      **B** SFK      **C** SFE      **D** SEF      **E** SJE

End of Verbal Reasoning Sub-test 2 Practice Section.



## Verbal Reasoning Sub-test 2

*This section is marked.*

***In these questions, each word is written in a code. Find the pattern in the given code and apply it to find the correct code for the new word and mark the correct option on the answer sheet.***

**6** If the code for **PLAY** is **SJEX**, what is the code for **MATH**?  
**A** PYXG    **B** PXYJ    **C** PGXY    **D** PWGX    **E** PGXW

**7** If the code for **BOX** is **AMU**, what is the code for **KEY**?  
**A** JCV    **B** JDF    **C** JCU    **D** JEV    **E** JCF

**8** If the code for **GAME** is **IDQJ**, what is the code for **SLOW**?  
**A** UNSB    **B** UOSA    **C** UPSB    **D** UOSB    **E** USOA

**9** If the code for **FIND** is **CKKF**, what is the code for **LOST**?  
**A** IUQP    **B** IQPV    **C** IQPU    **D** IPQV    **E** ISQA

**10** If the code for **BRISK** is **CPLOP**, what is the code for **QUICK**?  
**A** RSYLP    **B** RYPLS    **C** RWLSP    **D** RLSYP    **E** RSLYP

End of Verbal Reasoning Sub-test 2



## Verbal Reasoning Sub-test 3 Practice Section

### Jumbled Up Sentences

*In these questions, the given words can be rearranged to form a meaningful sentence. Label each word with a number to indicate its correct position, starting with 1 for the first word. Only one of the five answer choices correctly represents this order.*

#### Example

the in sky fly birds

- A** 1, 2, 3, 4, 5                      **B** 4, 5, 2, 1, 3                      **C** 5, 4, 2, 1, 3  
**D** 5, 4, 1, 2, 3                      **E** 5, 2, 4, 1, 3

*The answer is **5, 4, 2, 1, 3**. The correct sentence formed by rearranging the words is: **birds fly in the sky**. The numbers represent the correct order of words in the sentence, where **5** → **Birds**, **4** → **fly**, **2** → **in**, **1** → **the**, and **3** → **sky**. By checking all answer choices, only 5, 4, 2, 1, 3 follows this order correctly, making it the correct answer.*

*Now try this practice question and mark the correct option on the answer sheet.*

**P3**

books to she read likes

- A** 1, 2, 3, 4, 5                      **B** 5, 3, 2, 4, 1                      **C** 3, 5, 4, 2, 1  
**D** 3, 5, 2, 4, 1                      **E** 3, 2, 5, 4, 1

End of Verbal Reasoning Sub-test 3 Practice Section.



## Verbal Reasoning Sub-test 3

*This section is **marked**.*

***In these questions, the given words can be rearranged to form a meaningful sentence. Label each word with a number to indicate its correct position, starting with 1 for the first word. Only one of the five answer choices correctly represents this order. Mark the correct option on the answer sheet.***

- 11** chased the ball dog the
- A** 1, 2, 3, 4, 5      **B** 2, 4, 1, 5, 3      **C** 4, 2, 1, 5, 3
- D** 2, 4, 5, 1, 3      **E** 2, 1, 4, 5, 3

- 12** like play we games to
- A** 3, 1, 5, 2, 4      **B** 1, 2, 3, 4, 5      **C** 3, 5, 1, 2, 4
- D** 1, 3, 5, 2, 4      **E** 3, 1, 2, 5, 4

- 13** alone stood the old house
- A** 1, 2, 3, 4, 5      **B** 3, 4, 2, 5, 1      **C** 3, 5, 4, 2, 1
- D** 4, 3, 5, 2, 1      **E** 3, 4, 5, 2, 1

- 14** beautiful wore she dress a
- A** 1, 2, 3, 4, 5      **B** 3, 2, 5, 1, 4      **C** 3, 5, 2, 1, 4
- D** 2, 3, 5, 1, 4      **E** 3, 2, 1, 5, 4



15

seen she had this seldom

A 1, 2, 3, 4, 5

B 5, 3, 2, 1, 4

C 5, 2, 3, 1, 4

D 2, 3, 1, 4, 5

E 5, 3, 1, 2, 4

End of Verbal Reasoning Sub-test 3



## Verbal Reasoning Sub-test 4 Practice Section

### Word Meanings - Two Odd Ones Out

*In these questions, three of the five words are related in some way. Find the two words that do not belong with the other three.*

#### Example

hot    run    jump    cold    sleep

**A** hot                    **B** sleep                    **C** cold                    **D** sleep                    **E** run

*The answer is **hot/cold**. The word '**hot**' means having a **high temperature**, while '**cold**' means having a **low temperature**, making them most opposite in meaning.*

*Now try this practice question and mark the correct option on the answer sheet.*

**P4** happy    sad    big    large    fast

**A** happy                    **B** sad                    **C** big                    **D** small                    **E** fast

End of Verbal Reasoning Subtest 4 Practice Section.



## Verbal Reasoning Sub-test 4

*This section is **marked**.*

***In these questions, three of the five words are related in some way. Find the two words that do not belong with the other three and mark the correct answer on the answer sheet.***

**16** cease benefit gain originate profit

**A** cease

**B** benefit

**C** gain

**D** originate

**E** profit

**17** indifferent fascinated captivate absorb lure

**A** indifferent

**B** fascinated

**C** captivate

**D** absorb

**E** lure

**18** gather tranquil melody disperse peculiar

**A** tranquil

**B** gather

**C** melody

**D** disperse

**E** peculiar



19 fragile ornate luminous tough rest

A luminous

B ornate

C fragile

D tough

E rest

20 interested vibrant tepid repel elaborate

A lure

B vibrant

C repel

D tepid

E elaborate

End of Verbal Reasoning Sub-test 4

# 11+ West Midlands

## Session 1 - Test 2

### Non-Verbal & Spatial Reasoning

---

#### Instructions:

1. Do not turn over this page until instructed to do so.
2. There are **three sub-tests**.
3. Each sub-test begins with a **practice section**, where:
  - The **first question** is solved with a detailed solution.
  - The remaining **one question** is for you to attempt.
4. The practice section is followed by the main questions.
5. Each sub-test has **six main questions**.
6. Total time for the test is **15 minutes**.
7. Work quickly and carefully through the questions.
8. If you finish early, **go back and check** your work.
9. This is a **multiple-choice test**. Each question carries **1 mark**.

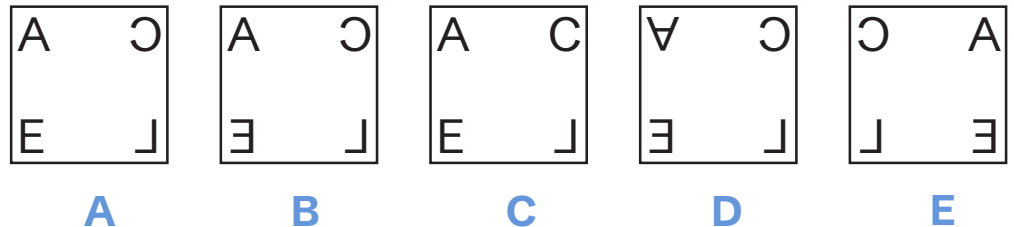
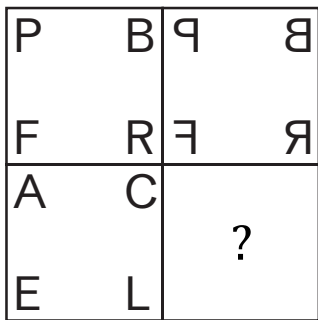


## Non-Verbal Reasoning Sub-test 1 Practice Section

### Matrices

On the left, a large square is divided into four smaller squares, with one left empty. The other three contain patterns following a specific rule. From the five answer choices on the right, select the pattern that correctly completes the large square.

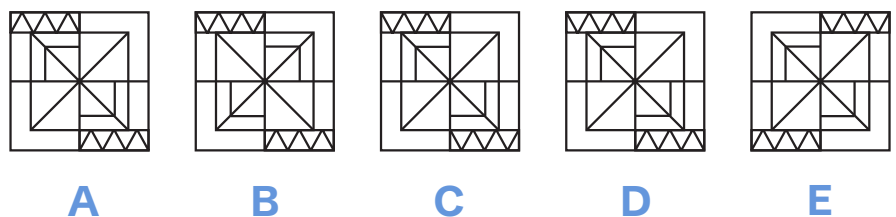
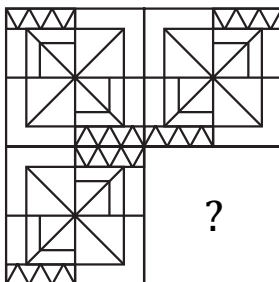
#### Example



The correct answer is **B** because while moving from left to right, letters are replaced by their mirror images. Only option **B** follows the pattern.

Now try this practice question and mark the correct option on the answer sheet.

# P1



End of the Non-Verbal Reasoning Sub-test 1 Practice Section

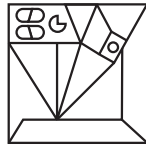
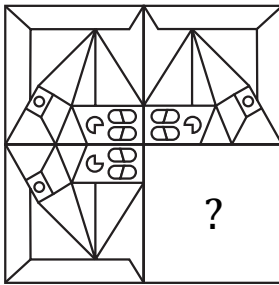


## Non-Verbal Reasoning Sub-test 1

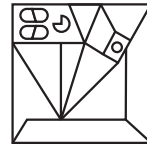
This section is **marked**.

On the left, a large square is divided into four smaller squares, with one left empty. The other three contain patterns following a specific rule. From the five answer choices on the right, select the pattern that correctly completes the large square and mark its letter on your answer sheet.

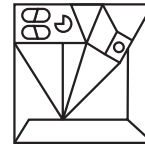
1



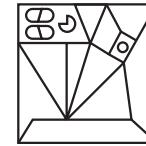
A




B



C



D



E

2

H A B T	O H A B
P Q 7 8	?



A



B



C

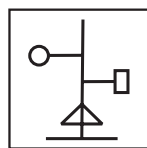
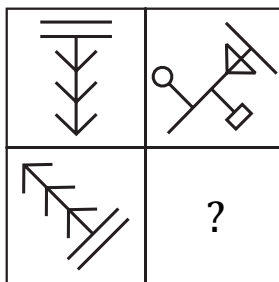


D

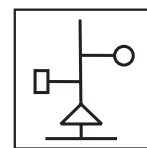


E

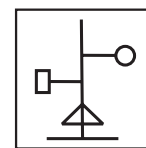
3



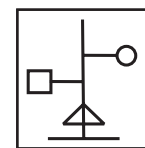
A



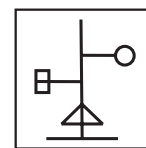
B



C



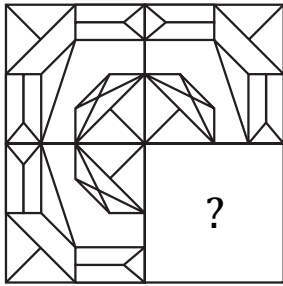
D



E



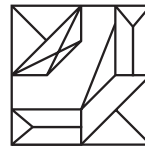
4



A



B



C



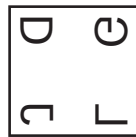
D



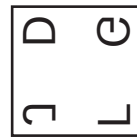
E

5

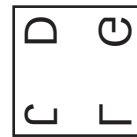
S	T	S	T	S	T
F	B	F	B	F	B
E	R	E	R	E	R
C	P	C	P	C	P
D	G	D	G		?
J	L	J	L		



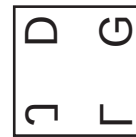
A



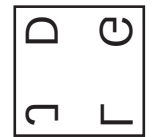
B



C



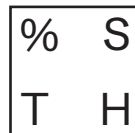
D



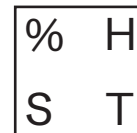
E

6

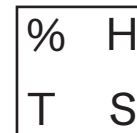
A	R	K	A	R	P
K	P	P	R	A	K
△	O	F	△	O	□
F	□	□	O	△	F
H	S		?	S	T
%	T			H	%



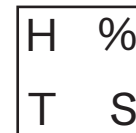
A



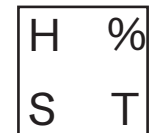
B



C

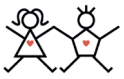


D



E

End of Non-Verbal Reasoning Sub-test 1

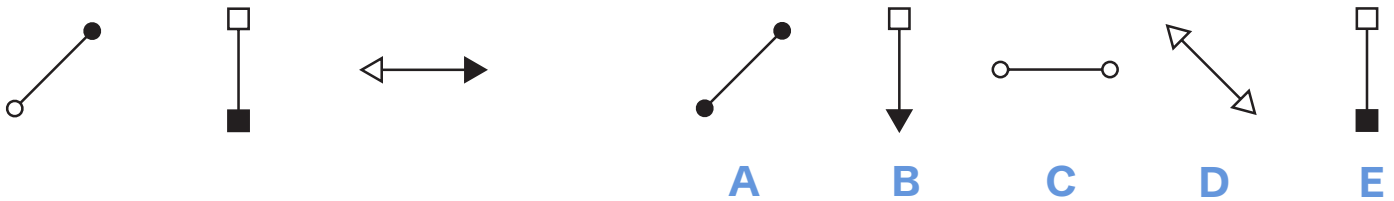


## Non-Verbal Reasoning Sub-test 2 Practice Section

### Like Figures

*On the left, three shapes share a common pattern or rule. From the five answer choices on the right, select the shape that follows the same pattern as the ones on the left.*

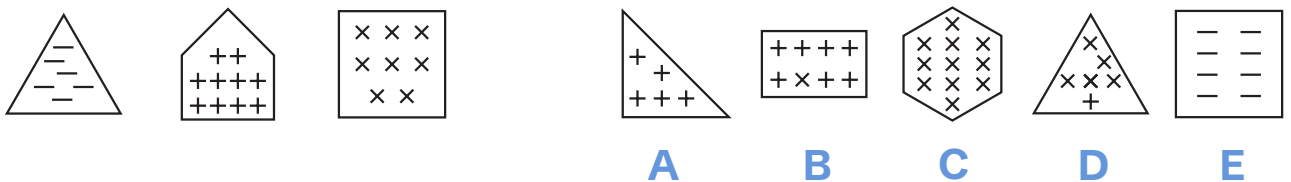
#### Example



*The correct answer is **E**. In each figure, there is an arrow with same tips at both ends and one of them is shaded.*

*Now try this practice question and mark the correct option on the answer sheet.*

P2



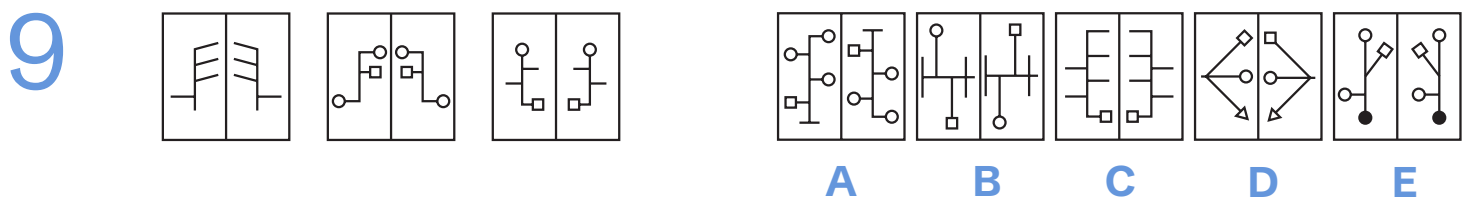
End of the Non-Verbal Reasoning Sub-test 2 Practice Section

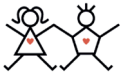


## Non-Verbal Reasoning Sub-test 2

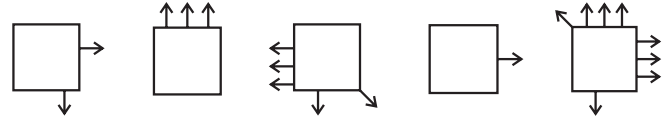
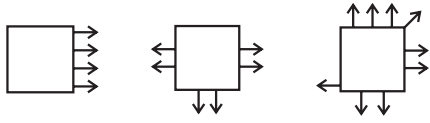
This section is **marked**.

On the left, three shapes share a common pattern or rule. From the five answer choices on the right, select the shape that follows the same pattern as the ones on the left and mark its letter on your answer sheet.



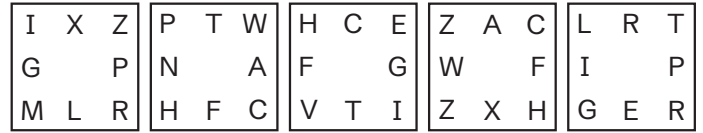
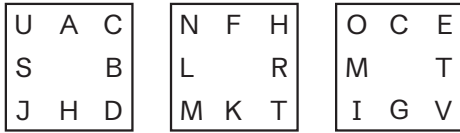


11



A B C D E

12



A B C D E

End of Non-Verbal Reasoning Sub-test 2

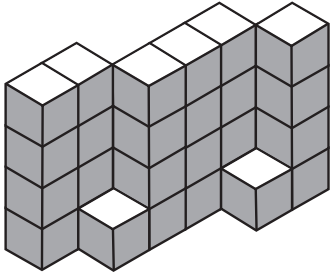


## Spatial Reasoning Sub-test 3 Practice Section

### Block Counting

*A 3D shape made of blocks is shown on the left. Count the total number of blocks in the shape. Choose the correct answer from the five options on the right.*

#### Example



20

30

24

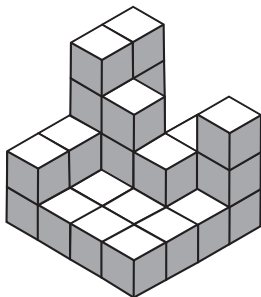
33

26

**A****B****C****D****E**

*The correct answer is **E**. Looking from front, while going from left to right, number of blocks are following - 4 + 5 + 4 + 4 + 5 + 4 i.e. 26.*

*Now try this practice question and mark the correct option on the answer sheet.*

**P3**

29

31

27

28

25

**A****B****C****D****E**

End of the Spatial Reasoning Sub-test 3 Practice Section

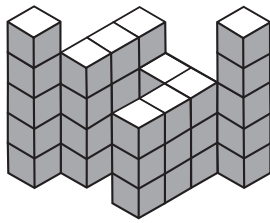


## Spatial Reasoning Sub-test 3

This section is **marked**.

**A 3D shape made of blocks is shown on the left. Count the total number of blocks in the shape. Choose the correct answer from the five options on the right and mark its letter on your answer sheet.**

13



35

32

36

33

34

A


B

C

D

E

14



40

38

42

41

45

A

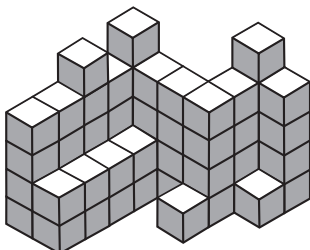
B

C

D

E

15



55

58

59

57

56

A

B

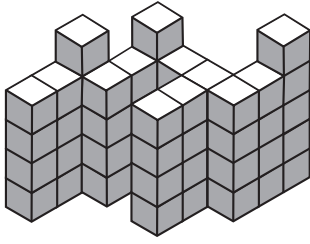
C

D

E



16



55

58

54

56

53

A

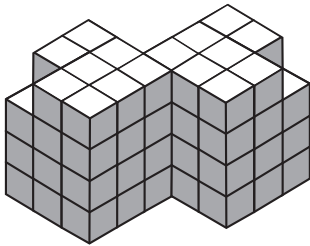
B

C

D

E

17



68

72

70

69

71

A


B

C

D

E

18



70

76

72

78

74

A

B

C

D

E

End of Spatial Reasoning Sub-test 3

# 11+ West Midlands

## Session 2 - Test 3

### English

---

#### Instructions:

1. Do not turn over this page until instructed to do so.
2. This is a Reading Comprehension test.
3. The test begins with a practice section.
4. The practice section contains one passage with two practice questions.
5. The practice section is followed by the 10 main questions.
6. Total time for the test is 15 minutes.
7. Work quickly and carefully through the questions.
8. If you finish early, go back and check your work.
9. This is a multiple-choice test. Each question carries 1 mark.



## English - Practice Section

### Reading Comprehension

Read this passage carefully, then answer the questions that follow.

### Mowgli's Brothers

1. It was seven o'clock of a very warm evening in the Seeonee hills when Father Wolf woke up from his day's rest, scratched himself, yawned, and spread out his paws one after the other to get rid of the sleepy feeling in their tips. Mother Wolf lay with her big gray nose dropped across her four tumbling, squealing cubs, and the moon
5. shone into the mouth of the cave where they all lived. "Augrh!" said Father Wolf. "It is time to hunt again." He was going to spring down hill when a little shadow with a bushy tail crossed the threshold and whined: "Good luck go with you, O Chief of the Wolves. And good luck and strong white teeth go with noble children that they may never forget the hungry in this world."

*Please answer these questions. (Look at the passage again if you need to.) You should choose the **best** answer and mark its letter on your answer sheet.*

P1

What time of day does the story begin?

- A Early morning
- B Midday
- C Early evening
- D Midnight
- E Dawn



P2

In the phrase “a little shadow with a bushy tail crossed the threshold and whined,” what does the word “whined” suggest about how the little shadow spoke?

- A In a loud, aggressive tone
- B In a high-pitched manner
- C With excitement and enthusiasm
- D With deep respect and formality
- E With great confidence and authority

This is the end of the English practice section.



## English

*This section is **marked**.*

### **Reading Comprehension**

*Read this passage carefully, then answer the questions that follow.*

### **Basil's Studio**

*In this passage, Lord Henry Wotton is visiting his friend Basil Hayward, a successful painter.*

1. The studio was filled with the rich odor of roses, and when the light summer wind stirred amidst the trees of the garden there came through the open door the heavy scent of the lilac, or the more delicate perfume of the pink-flowering thorn.

5. From the corner of the divan of Persian saddle-bags on which he was lying, smoking, as usual, innumerable cigarettes, Lord Henry Wotton could just catch the gleam of the honey-sweet and honey-colored blossoms of the laburnum, whose tremulous branches seemed hardly able to bear the burden of a beauty so flame-like as theirs; and now and then the fantastic shadows of birds in flight flitted across the long tussore-silk curtains that were stretched in front of the huge
10. window, producing a kind of momentary Japanese effect, and making him think of those pallid jade-faced painters who, in an art that is necessarily immobile, seek to convey the sense of swiftness and motion. The sullen murmur of the bees shouldering their way through the long unmown grass, or circling with monotonous insistence round the black-crocketed spires of the early June hollyhocks, seemed
15. to make the stillness more oppressive, and the dim roar of London was like the bourdon note of a distant organ.

In the centre of the room, clamped to an upright easel, stood the full-length portrait of a young man of extraordinary personal beauty, and in front of it, some little distance away, was sitting the artist himself, Basil Hallward, whose sudden



20. disappearance some years ago caused, at the time, such public excitement, and gave rise to so many strange conjectures.

As he looked at the gracious and comely form he had so skilfully mirrored in his art, a smile of pleasure passed across his face, and seemed about to linger there. But he suddenly started up, and, closing his eyes, placed his fingers upon the lids, as

25. though he sought to imprison within his brain some curious dream from which he feared he might awake.

“It is your best work, Basil, the best thing you have ever done,” said Lord Henry, languidly. “You must certainly send it next year to the Grosvenor. The Academy is too large and too vulgar. The Grosvenor is the only place.”



Please answer these questions. (Look at the passage again if you need to.)  
You should choose the **best** answer and mark its letter on your answer sheet.

1

*“The studio was filled with the rich odour of roses, and when the light summer wind stirred amidst the trees of the garden, there came through the open door the heavy scent of the lilac, or the more delicate perfume of the pink-flowering thorn.”* (lines 1-3)

In this passage, which section is the main clause?

- A ‘when the light summer wind stirred amidst the trees of the garden’
- B ‘there came through the open door’
- C ‘The studio was filled with the rich odour of roses’
- D ‘the more delicate perfume of the pink-flowering thorn’
- E ‘the light summer wind stirred amidst the trees’

2

Which literary device is primarily used in the description of the laburnum in lines 6-8?

- A Personification
- B Similie
- C Metaphor
- D Alliteration
- E Hyperbole



**3** In the phrase “sullen murmur of the bees” (line 12), what part of speech is “sullen”?

- A Noun
- B Verb
- C Adjective
- D Adverb
- E Conjunction

**4** Which definition is closest in meaning to “bourdon” in line 16?

- A Musical instrument
- B Deep bass sound
- C Loud noise
- D Street sound
- E Insect buzz

**5** Where is Lord Henry Wotton positioned in the studio?

- A Standing by the window
- B Sitting at an easel
- C Next to Basil Hallward
- D In the centre of the room
- E Lying on a divan of Persian saddle-bags



**6** What does Lord Henry recommend that Basil do with the portrait?

- A Sell it to a private collector
- B Keep it in his personal collection
- C Send it to the Academy
- D Send it to the Grosvenor
- E Display it in his studio

**7** What is the meaning of “languidly” as used on line 28?

- A Lazily and without energy
- B Happily and eagerly
- C Rudely and impatiently
- D Thoughtfully and carefully
- E Quickly and efficiently

**8** Based on the passage, what can be inferred about Basil’s feelings toward his portrait?

- A He is dissatisfied with the technical execution
- B He feels emotionally connected to it in a complex way
- C He is eager to sell it for a high price
- D He is indifferent to Lord Henry’s opinion of it
- E He thinks it is inferior to his previous works



9

Which of the following statements about the portrait subject is supported by the passage?

Choose TWO.

- 1 He is a young man
- 2 He is Basil's brother
- 3 He disappeared several years ago
- 4 He is standing in the studio
- 5 He is described as having extraordinary beauty

- A** 1 and 2
- B** 1 and 5
- C** 2 and 4
- D** 3 and 4
- E** 3 and 5

10

Consider Lord Henry's behaviour in the passage. Which option best describes his character?

- A** He is anxious and stressed
- B** He is careless about his health
- C** He is thoughtful and contemplative
- D** He is wealthy and indulgent
- E** He is addicted and dependent on smoking

# 11+ West Midlands Session 1 - Test 4 Maths

---

## Instructions:

1. **Do not turn over this page** until instructed to do so.
2. The test begins with a practice section.
3. The practice section includes 3 questions.
4. The practice section is followed by the main questions.
5. Total time for the test is **15 minutes**.
6. Work quickly and carefully through the questions.
7. If you finish early, go back and check your work.
8. This is a **multiple-choice test**. Each question carries **1 mark**.



## Maths: Practice Section (5 mins)

Try practice questions below. Work out the correct answer and mark it on the answer sheet.

**P1** At a music festival, 18,000 people gathered to enjoy live performances. 25% of them are international visitors.

How many international visitors are in the audience?

- A** 4500      **B** 3600      **C** 5250      **D** 4250      **E** 3750

**P2** I think of a number, multiply it by 4, then subtract 5. The result is 51.

What was the number I first thought of?

- A** 14      **B** 15      **C** 16      **D** 13      **E** 12

**P3** At the stationery shop, Sophie bought 3 notebooks and 4 pens for £7.85. On her next visit, she bought 1 notebook and 2 pens for £3.15.

Work out how much it would cost Sophie to buy 5 pens.

- A** £3.20      **B** £3.60      **C** £4.00      **D** £4.40      **E** £4.80

This is the end of the Maths practice section.





## Maths

This section is **marked**.

1

The mean of three numbers is 16. If one of the numbers is 22 and the median is 18.

Find the range of the given numbers.

A 14

B 15

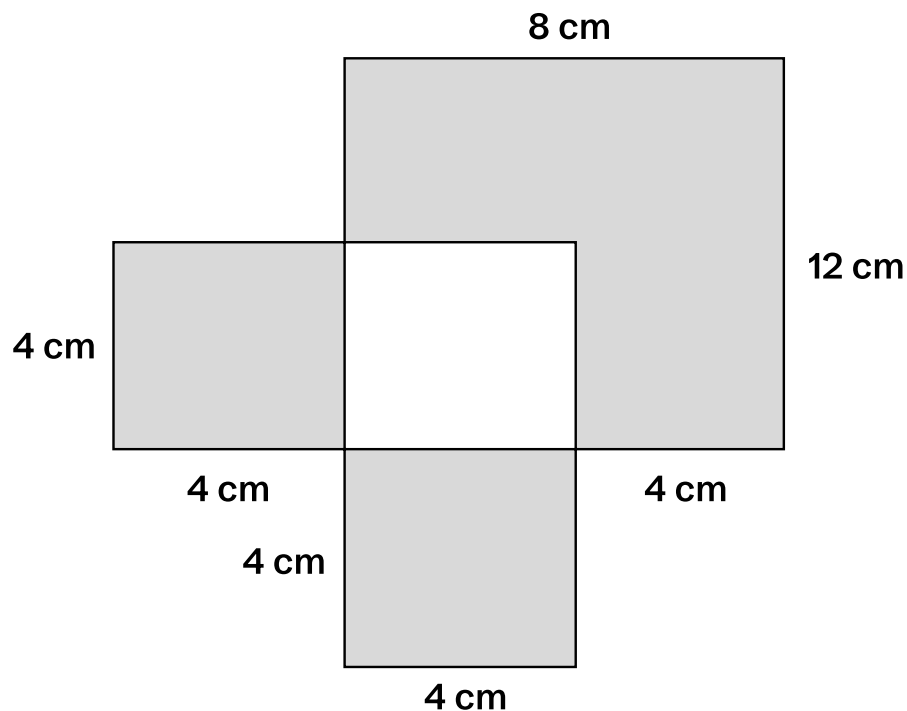
C 13

D 12

E 11

2

Find the area of the shaded region in the diagram given below.



A  $82 \text{ cm}^2$

B  $112 \text{ cm}^2$

C  $92 \text{ cm}^2$

D  $76 \text{ cm}^2$

E  $52 \text{ cm}^2$



3

Calculate:  $72 \div (4 + 2^2) - 3$ 

A 3

B 6

C 9

D 12

E 15

4

One number is 4 more than twice the second. The sum of the numbers is 22.

**Find the numbers.**

A 10 and 12

B 8 and 14

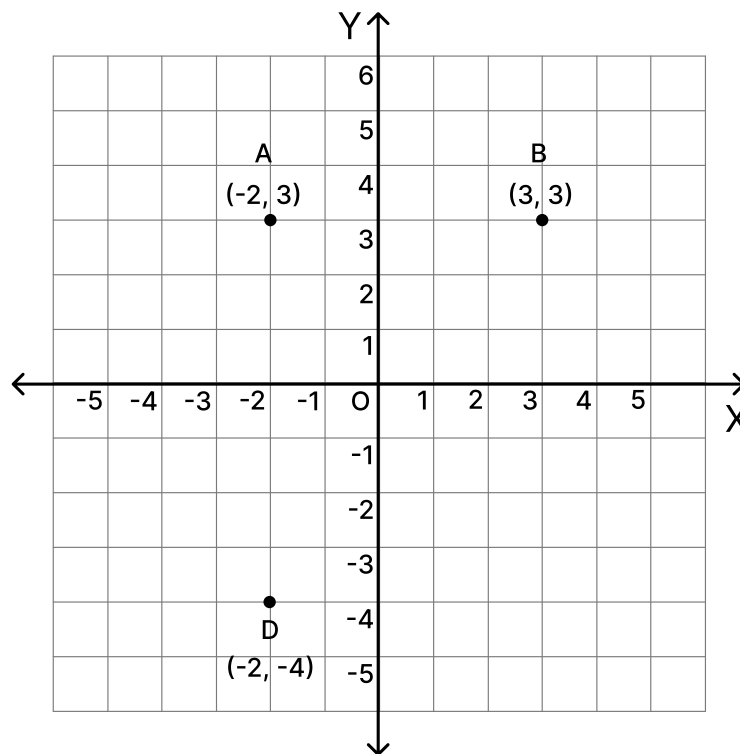
C 6 and 16

D 10 and 8

E 9 and 13

5

The diagram shows the coordinates of three points A, B, and D. ABCD is a rectangle.

**Find the coordinates of C.**

A (3, 2)

B (3, -4)


C (-3, 4)

D (4, -3)

E (-2, 3)



- 6** A cube with a side length of 5 cm is painted red on all of its surfaces. It is then divided into smaller cubes, each with a side length of 1 cm.



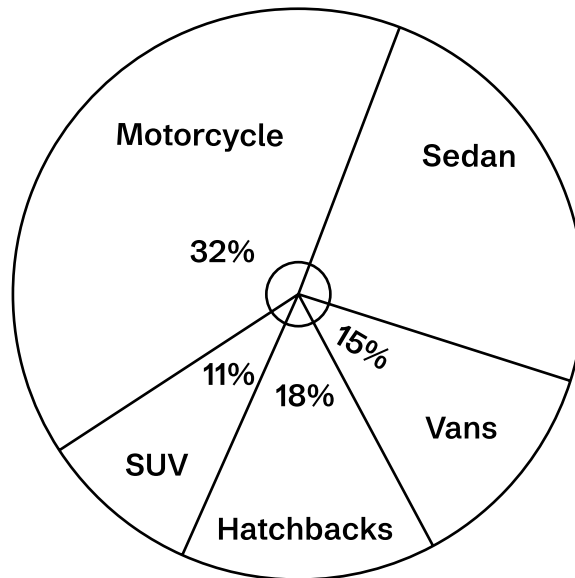
How many of these smaller cubes have exactly one surface painted red?

- A** 96                      **B** 75                      **C** 54                      **D** 48                      **E** 66



7

The pie chart shows the distribution of vehicle types in a city car park.



If there are 175 vehicles in the car park, how many Sedans are there?

A 40

B 42

C 43

D 45

E 44

8

A painter uses 420 ml of blue paint to cover 12 sq m of wall.

How much blue paint will he need to cover 16 sq m?

A 560 ml

B 520 ml


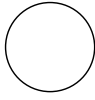






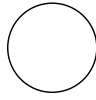






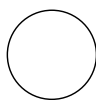






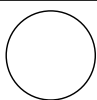


C 640 ml

D 480 ml

E 600 ml



- 9 Observe the grid representing a collection of marbles below. Oliver randomly selects one marble from this collection.

What is the probability that Oliver selects a black marble?

- A  $\frac{4}{21}$       B  $\frac{6}{21}$       C  $\frac{3}{7}$       D  $\frac{5}{7}$       E  $\frac{5}{21}$

- 10 It takes 3 painters 6 hours to paint 2 classrooms. The painters work at the same pace, and the classrooms are the same size.

How long would it take 4 painters to paint 5 classrooms?

- A 7 hours 30 minutes      B 9 hours 45 minutes  
C 11 hours 15 minutes      D 12 hours 30 minutes  
E 13 hours 45 minutes



© piacademy.co.uk - All rights reserved

Visit [piacademy.co.uk/11-plus-papers](https://piacademy.co.uk/11-plus-papers) to check the 'answers'

---



# West Midlands Paper 1 Session 2

## Answer Marking Sheet

---

Pupil's Name
School Name

DATE OF TEST		
Day	Month	Year

UNIQUE PUPIL NUMBER									

SCHOOL NUMBER					

DATE OF BIRTH		
Day	Month	Year

Please mark boxes with a thin horizontal line like this  .

---



# Test 1 - Verbal Reasoning

## Sub-test 1

**EXAMPLE**

A

B

C

D

E

**P1**

**PRACTICE**

A

B

C

D

E

**1**

A

B

C

D

E

**2**

A

B

C

D

E

**3**

A

B

C

D

E

**4**

A

B

C

D

E

**5**

A

B

C

D

E

## Sub-test 2

**EXAMPLE**

A

B

C

D

E

**P2**

**PRACTICE**

A

B

C

D

E

**6**

A

B

C

D

E

**7**

A

B

C

D

E

**8**

A

B

C

D

E

**9**

A

B

C

D

E

**10**

A

B

C

D

E



## Sub-test 3

**EXAMPLE**

A

B

C

D

E

**P3**

**PRACTICE**

A

B

C

D

E

**11**

A

B

C

D

E

**12**

A

B

C

D

E

**13**

A

B

C

D

E

**14**

A

B

C

D

E

**15**

A

B

C

D

E

## Sub-test 4

**EXAMPLE**

A

B

C

D

E

**P4**

**PRACTICE**

A

B

C

D

E

**16**

A

B

C

D

E

**17**

A

B

C

D

E

**18**

A

B

C

D

E

**19**

A

B

C

D

E

**20**

A

B

C

D

E



# Test 2 - Non Verbal and Spatial Reasoning

## Sub-test 1

**EXAMPLE**

A

B

C

D

E

**P1**

**PRACTICE**

A

B

C

D

E

**1**

A

B

C

D

E

**2**

A

B

C

D

E

**3**

A

B

C

D

E

**4**

A

B

C

D

E

**5**

A

B

C

D

E

**6**

A

B

C

D

E

## Sub-test 2

**EXAMPLE**

A

B

C

D

E

**P2**

**PRACTICE**

A

B

C

D

E

**7**

A

B

C

D

E

**8**

A

B

C

D

E

**9**

A

B

C

D

E

**10**

A

B

C

D

E

**11**

A

B

C

D

E

**12**

A

B

C

D

E



## Sub-test 3

**EXAMPLE**

A

B

C

D

E

**P3**

**PRACTICE**

A

B

C

D

E

**13**

A

B

C

D

E

**14**

A

B

C

D

E

**15**

A

B

C

D

E

**16**

A

B

C

D

E

**17**

A

B

C

D

E

**18**

A

B

C

D

E



# Test 3 - English

**P1**

PRACTICE

A	<input type="checkbox"/>
B	<input type="checkbox"/>
C	<input type="checkbox"/>
D	<input type="checkbox"/>
E	<input type="checkbox"/>

**P2**

PRACTICE

A	<input type="checkbox"/>
B	<input type="checkbox"/>
C	<input type="checkbox"/>
D	<input type="checkbox"/>
E	<input type="checkbox"/>

**1**

A	<input type="checkbox"/>
B	<input type="checkbox"/>
C	<input type="checkbox"/>
D	<input type="checkbox"/>
E	<input type="checkbox"/>

**2**

A	<input type="checkbox"/>
B	<input type="checkbox"/>
C	<input type="checkbox"/>
D	<input type="checkbox"/>
E	<input type="checkbox"/>

**3**

A	<input type="checkbox"/>
B	<input type="checkbox"/>
C	<input type="checkbox"/>
D	<input type="checkbox"/>
E	<input type="checkbox"/>

**4**

A	<input type="checkbox"/>
B	<input type="checkbox"/>
C	<input type="checkbox"/>
D	<input type="checkbox"/>
E	<input type="checkbox"/>

**5**

A	<input type="checkbox"/>
B	<input type="checkbox"/>
C	<input type="checkbox"/>
D	<input type="checkbox"/>
E	<input type="checkbox"/>

**6**

A	<input type="checkbox"/>
B	<input type="checkbox"/>
C	<input type="checkbox"/>
D	<input type="checkbox"/>
E	<input type="checkbox"/>

**7**

A	<input type="checkbox"/>
B	<input type="checkbox"/>
C	<input type="checkbox"/>
D	<input type="checkbox"/>
E	<input type="checkbox"/>

**8**

A	<input type="checkbox"/>
B	<input type="checkbox"/>
C	<input type="checkbox"/>
D	<input type="checkbox"/>
E	<input type="checkbox"/>

**9**

A	<input type="checkbox"/>
B	<input type="checkbox"/>
C	<input type="checkbox"/>
D	<input type="checkbox"/>
E	<input type="checkbox"/>

**10**

A	<input type="checkbox"/>
B	<input type="checkbox"/>
C	<input type="checkbox"/>
D	<input type="checkbox"/>
E	<input type="checkbox"/>



# Test 4 - Maths

**P1**  
PRACTICE

A	<input type="checkbox"/>
B	<input type="checkbox"/>
C	<input type="checkbox"/>
D	<input type="checkbox"/>
E	<input type="checkbox"/>

**P2**  
PRACTICE

A	<input type="checkbox"/>
B	<input type="checkbox"/>
C	<input type="checkbox"/>
D	<input type="checkbox"/>
E	<input type="checkbox"/>

**P3**  
PRACTICE

A	<input type="checkbox"/>
B	<input type="checkbox"/>
C	<input type="checkbox"/>
D	<input type="checkbox"/>
E	<input type="checkbox"/>

**1**

A	<input type="checkbox"/>
B	<input type="checkbox"/>
C	<input type="checkbox"/>
D	<input type="checkbox"/>
E	<input type="checkbox"/>

**2**

A	<input type="checkbox"/>
B	<input type="checkbox"/>
C	<input type="checkbox"/>
D	<input type="checkbox"/>
E	<input type="checkbox"/>

**3**

A	<input type="checkbox"/>
B	<input type="checkbox"/>
C	<input type="checkbox"/>
D	<input type="checkbox"/>
E	<input type="checkbox"/>

**4**

A	<input type="checkbox"/>
B	<input type="checkbox"/>
C	<input type="checkbox"/>
D	<input type="checkbox"/>
E	<input type="checkbox"/>

**5**

A	<input type="checkbox"/>
B	<input type="checkbox"/>
C	<input type="checkbox"/>
D	<input type="checkbox"/>
E	<input type="checkbox"/>

**6**

A	<input type="checkbox"/>
B	<input type="checkbox"/>
C	<input type="checkbox"/>
D	<input type="checkbox"/>
E	<input type="checkbox"/>

**7**

A	<input type="checkbox"/>
B	<input type="checkbox"/>
C	<input type="checkbox"/>
D	<input type="checkbox"/>
E	<input type="checkbox"/>

**8**

A	<input type="checkbox"/>
B	<input type="checkbox"/>
C	<input type="checkbox"/>
D	<input type="checkbox"/>
E	<input type="checkbox"/>

**9**

A	<input type="checkbox"/>
B	<input type="checkbox"/>
C	<input type="checkbox"/>
D	<input type="checkbox"/>
E	<input type="checkbox"/>

**10**

A	<input type="checkbox"/>
B	<input type="checkbox"/>
C	<input type="checkbox"/>
D	<input type="checkbox"/>
E	<input type="checkbox"/>

For Parents use only

Marks Scored: ..... Time taken: .....

Comments .....

.....

.....

.....



© piacademy.co.uk - All rights reserved

Visit [piacademy.co.uk/11-plus-papers](http://piacademy.co.uk/11-plus-papers) to check the 'answers'