

# 11+ Lincolnshire NVR & Spatial Reasoning Tests

8 Lincolnshire Practice Papers

1500+ Lincolnshire Style MCQs

Detailed Answers & Hints

Mirrors Real Exam Pattern




# 11+ Lincolnshire

## Paper 2 - Session 2

### NVR & Spatial Reasoning

---

#### Instructions:

1. Do not turn over this page until instructed to do so.
2. This paper contains **five sub-tests**.
3. There are two timed sections: **practice and main section**.
4. Each **sub-test** has **14 main questions** that begins with a practice section, where:
  - The **first question** for each question type is solved with a detailed solution.
  - The remaining **two** questions are for you to attempt.
5. The practice section is followed by the main questions.
6. Total time for the main questions is **35 minutes**.
7. This is a **multiple-choice test**. Each question carries **1 mark**.
8. In the answer sheet, **mark** the correct answer by **drawing a line with your pencil** through the small rectangular box beside it like this 
9. You must make sure that you **mark your answer in the box** that has the **same question number** as the question you are doing in the test booklet.
10. At the bottom of each page in the paper are instructions mentioned below telling you:

#### to stop

Do not turn the page until told to do so 

#### to go on

Please go on to the next page >>>

**or whether you have reached the end of the section/test.**

END OF REASONING TEST

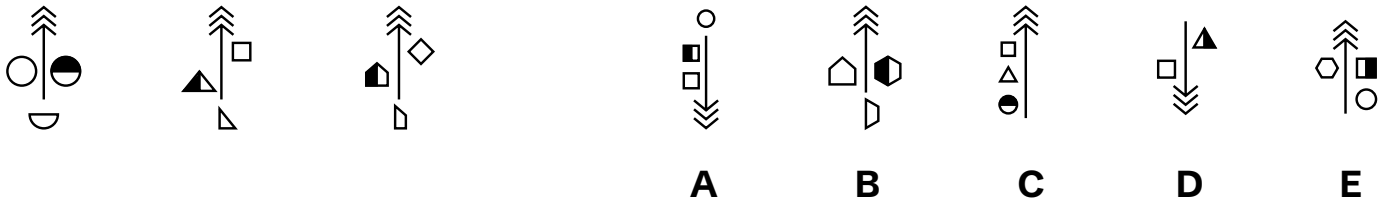


## Non-Verbal Reasoning Sub-test 1 Practice Section

Take as much time as you need to read this example carefully and complete the practice question that follows.

***On the left, three shapes share a common pattern or rule. From the five answer choices on the right, select the shape that follows the same pattern as the ones on the left.***

### Example

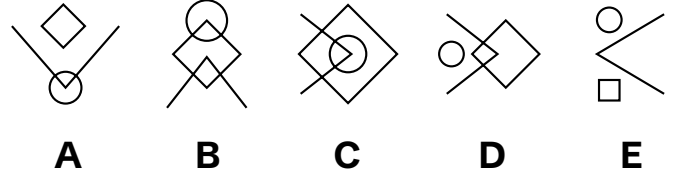
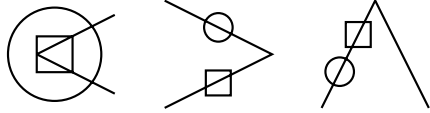


*The correct answer is **B**. In each figure arrow is in upward direction. Three figures are shown, and the bottom figure is half of unshaded figure.*

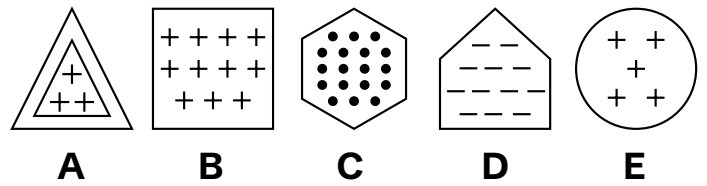
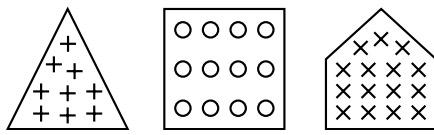


Now try these two practice questions and mark the correct option on the answer sheet.

P1



P2



End of the Non-Verbal Reasoning Sub-test 1 Practice Section



## Non Verbal Reasoning Sub-test 1

This section is **marked**.

**On the left, three shapes share a common pattern or rule. From the five answer choices on the right, select the shape that follows the same pattern as the ones on the left and mark its letter on your answer sheet.**

1

A B C D E

2

A B C D E

3

A B C D E

4

+	T
Δ	T + B
B	Δ

×	Δ
R Δ	× □
□	R

=	Q
T Q	= ○
○	T

◇	★
P ★	◇ S
S	P

+	T
× T	× +
R	R

*	P
◇ S	S ◇
P	*

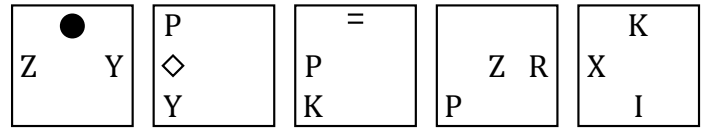
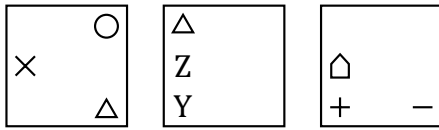
K	L
+ R	○ #
#	Δ

+	Δ
Δ D	+ ◇
◇	D

A B C D E

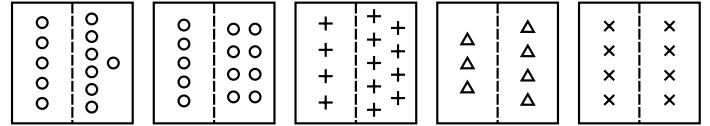
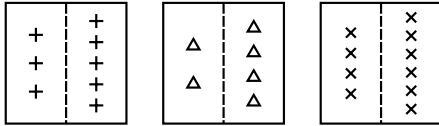


5



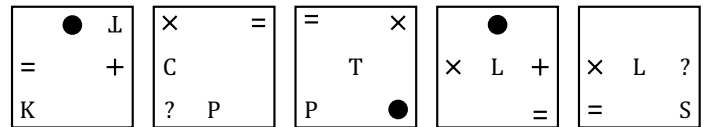
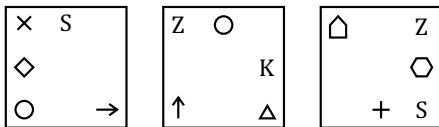
**A B C D E**

6



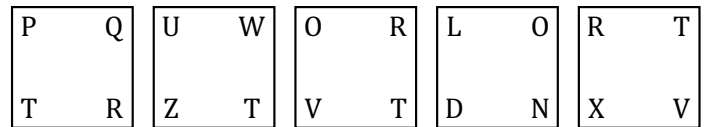
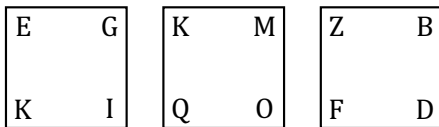
**A B C D E**

7



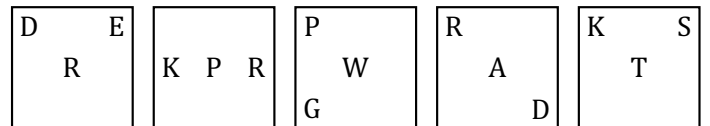
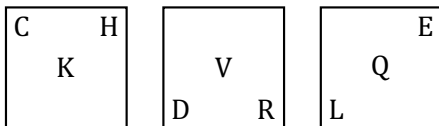
**A B C D E**

8



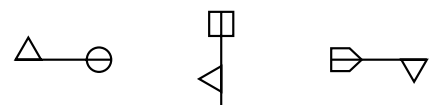
**A B C D E**

9



**A B C D E**

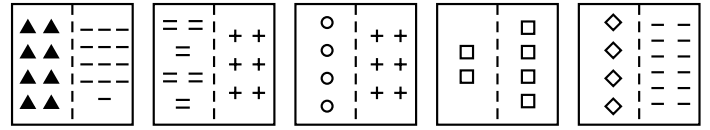
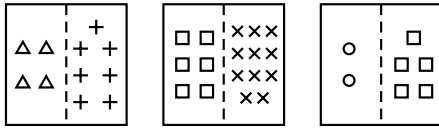
10



**A B C D E**

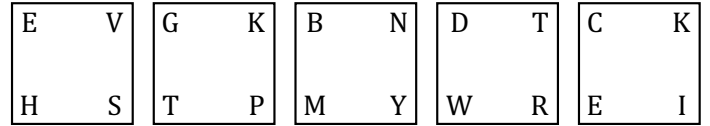
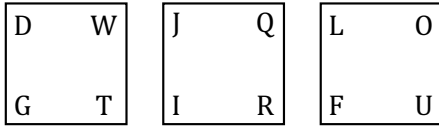


11



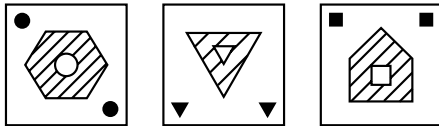
A B C D E

12



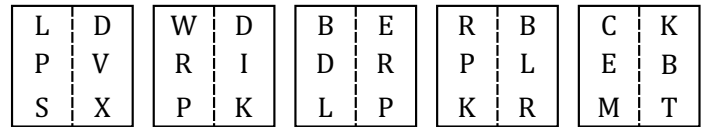
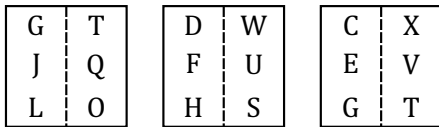
A B C D E

13



A B C D E

14



A B C D E

End of Non-Verbal Reasoning Sub-test 1







## Non-Verbal Reasoning Sub-test 2 Practice Section

Take as much time as you need to read this example carefully and complete the practice question that follows.

**On the left, some pictures have code letters that describe them. Work out what each letter means. A new picture is shown on the right with five possible codes. Choose the correct code for the new picture.**

### Example

	PS							
	WG		WS	AG	PG	PS	WG	
	AS		<b>A</b>	<b>B</b>	<b>C</b>	<b>D</b>	<b>E</b>	

The correct answer is A.

*P* - Triangular tip

*W* - Square tip

*A* - Circular tip




*S* - Vertical arrows

*G* - Horizontal arrows



Now try these two practice questions and mark the correct option on the answer sheet.




P3

-  AD
-  NC
-  WD



- AD    NC    ND    AC    WD
- A    B    C    D    E**

P4

-  TMA
-  GNX
-  TOA



- GNA    TNX    TMA    GMX    GNX
- A    B    C    D    E**

**End of the Non-Verbal Reasoning Sub-test 2 Practice Section**

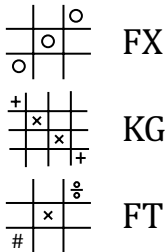


## Non Verbal Reasoning Sub-test 2

This section is **marked**.

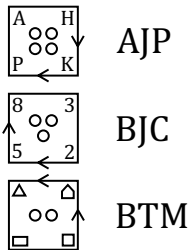
**On the left, some pictures have code letters that describe them. Work out what each letter means. A new picture is shown on the right with five possible codes. Choose the correct code for the new picture and mark its letter on your answer sheet.**

### 15



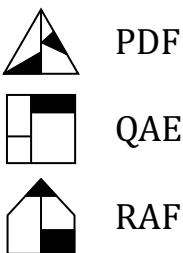
FG    FX    KT    FT    KX  
A    B    C    D    E

### 16



ATP    AJC    ATM    BTP    BJP  
A    B    C    D    E

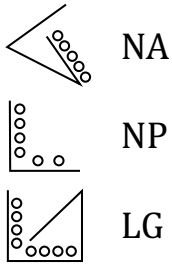
### 17



QDE    QAE    QDF    PAF    RAF  
A    B    C    D    E

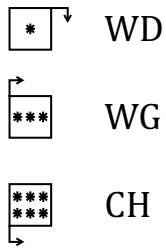


18



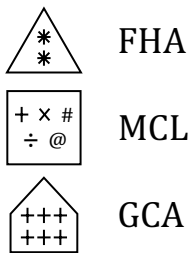
LG LA NP LP NG  
A B C D E

19



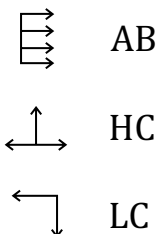
CD CG WH WD CH  
A B C D E

20



MHA MHL GCL FHL FCL  
A B C D E

21



HB AB AC HC LB  
A B C D E



22



HAS



KFT



BFS



KAS    BAT    BFT    KFS    BAS  
A        B        C        D        E

23



HAS



KFT



BFS



KAS    BAT    BFT    KFS    BAS  
A        B        C        D        E

24



PFA



LNA



KFG



LFA    PFG    PFA    LNG    LFG  
A        B        C        D        E

25



WNF



XMA



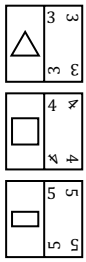
YMF



XMF    XNF    XNA    WMA    YNF  
A        B        C        D        E



26



RHA

KHF

BLA



KLF KHA KLA RLF RLA

A B C D E

27



ALR

NMR

DMK



DLR DMK DLK NLR NMK

A B C D E

28



KFL

TAB

MAL



TAB TAL KAL KFB KAB

A B C D E

End of Non-Verbal Reasoning Sub-test 2



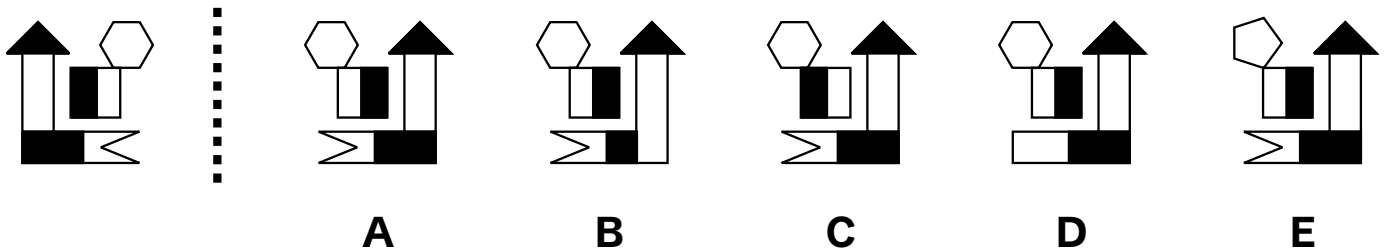


## Non-Verbal Reasoning Sub-test 3 Practice Section

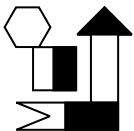
Take as much time as you need to read this example carefully and complete the practice question that follows.

***A shape is shown on the left. On the right, there are five answer choices. One of them is the correct mirror reflection of the shape on the left. Find the reflected shape.***

### Example



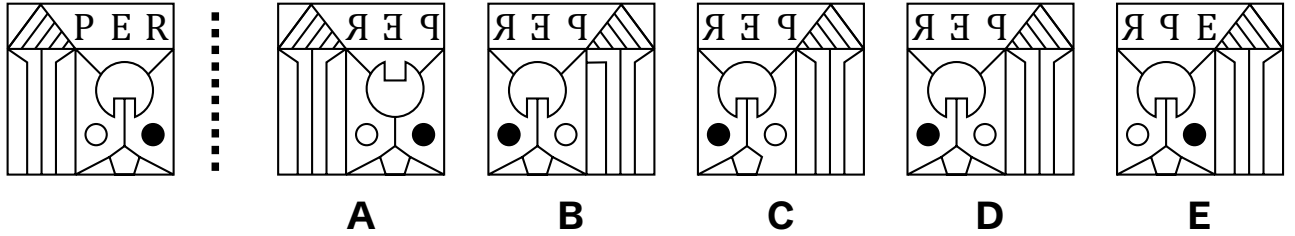
*The correct answer is A.*



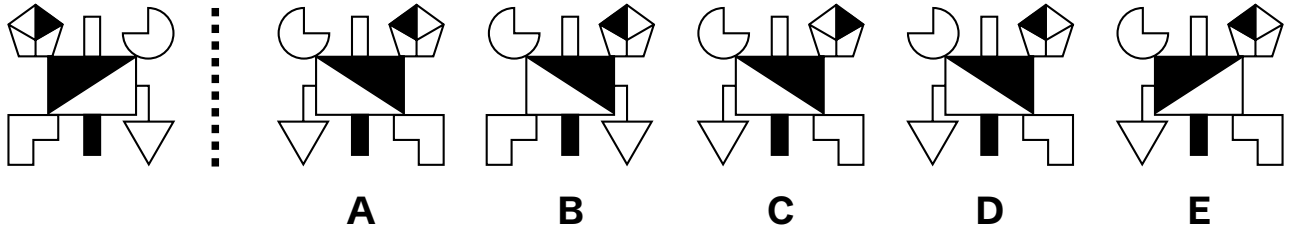


Now try these two practice questions and mark the correct option on the answer sheet.

P5

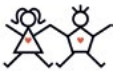


P6



End of the Non-Verbal Reasoning Sub-test 3 Practice Section



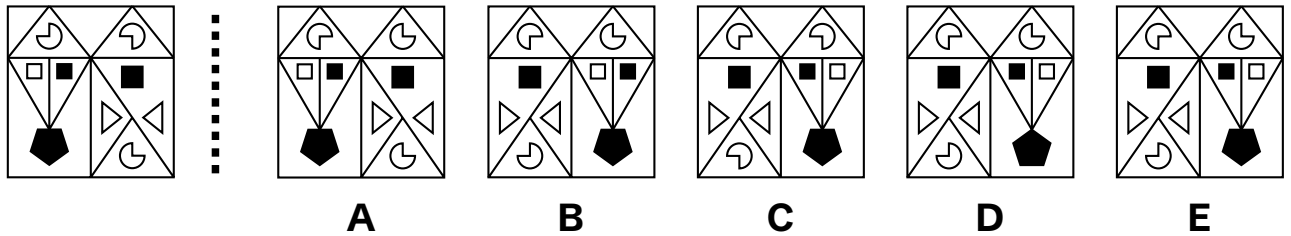


### Non-Verbal Reasoning Sub-test 3

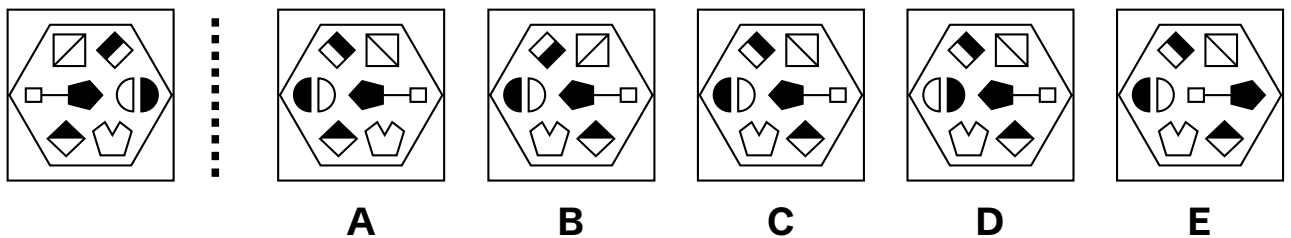
This section is *marked*.

A shape is shown on the left. On the right, there are five answer choices. One of them is the correct mirror reflection of the shape on the left. Find the reflected shape and mark its letter on your answer sheet.

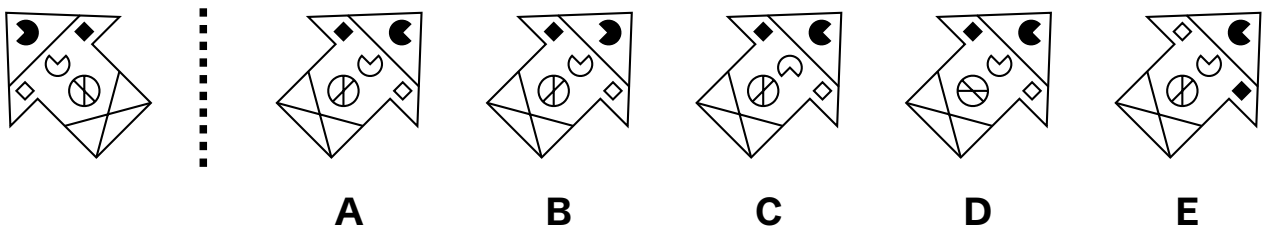
29



30

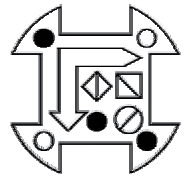
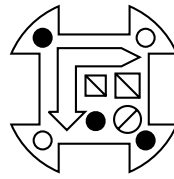
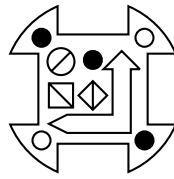
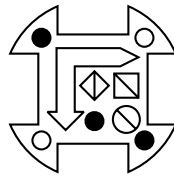
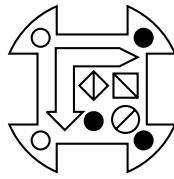
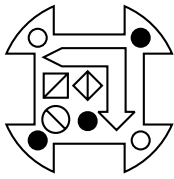


31





32



A

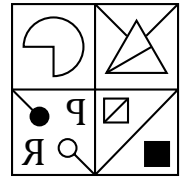
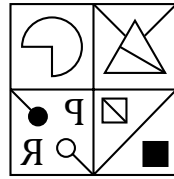
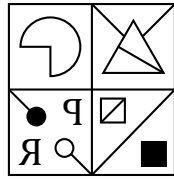
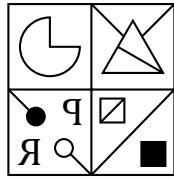
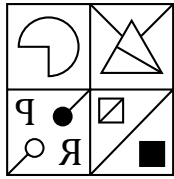
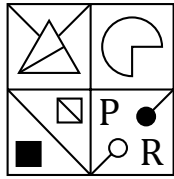
B

C

D

E

33



A


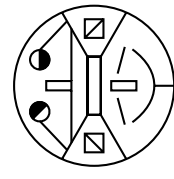
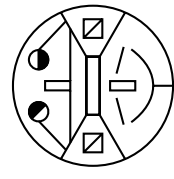
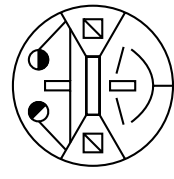


B

C

D

E

34



A

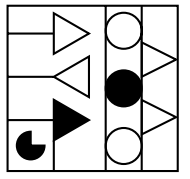



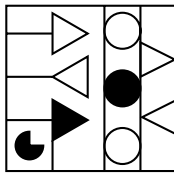
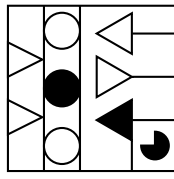
B

C

D

E

35



A

B

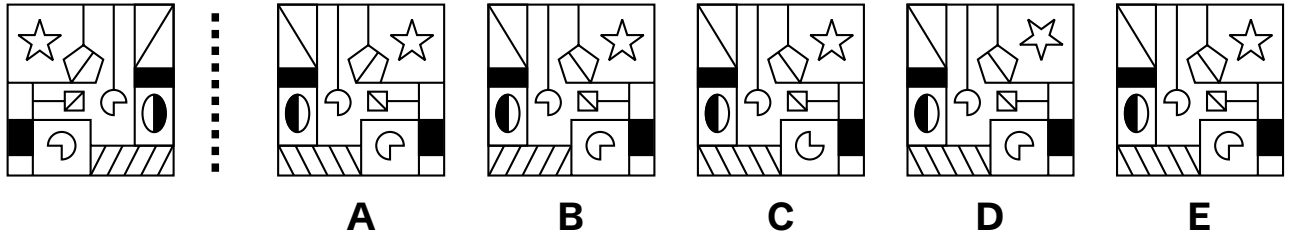
C

D

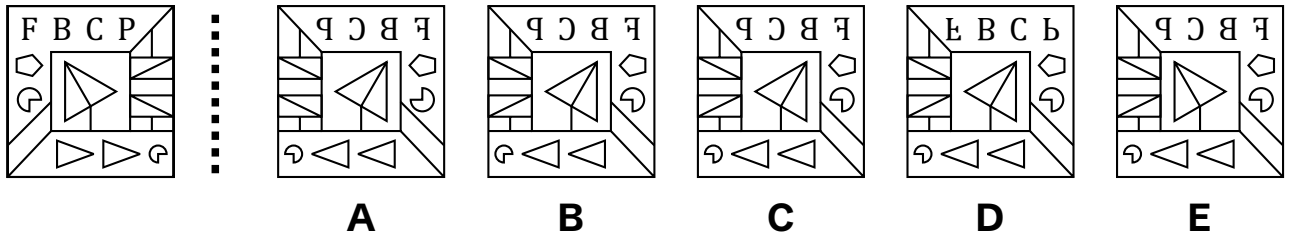
E



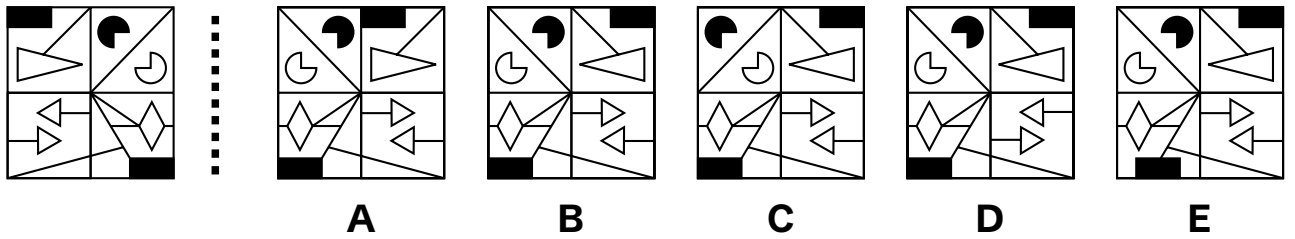
36



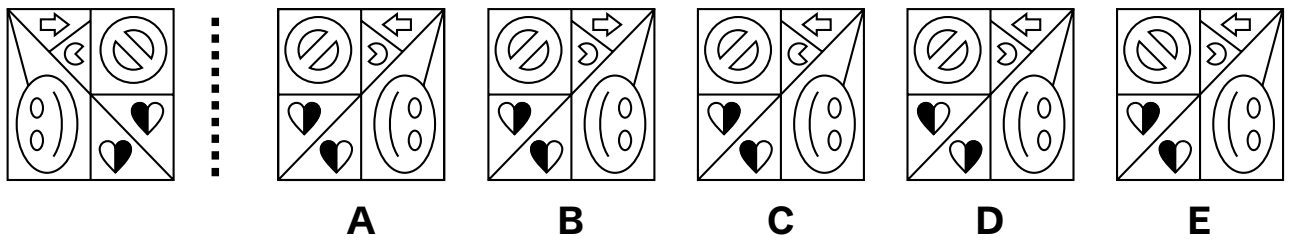
37



38

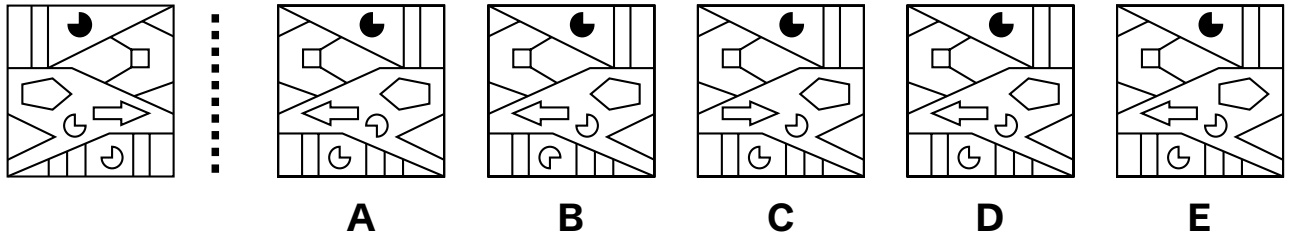


39

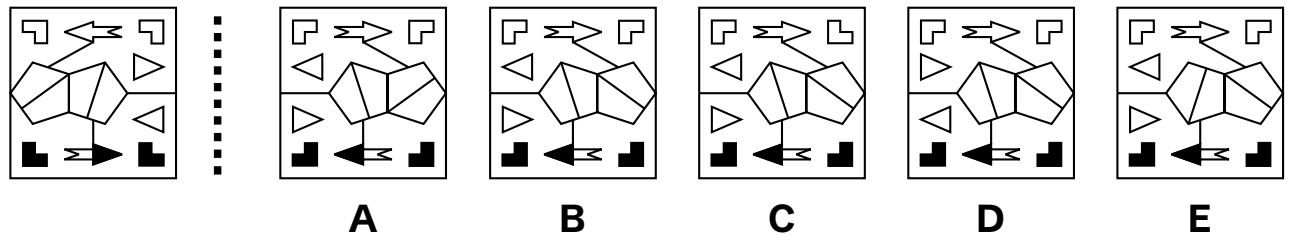




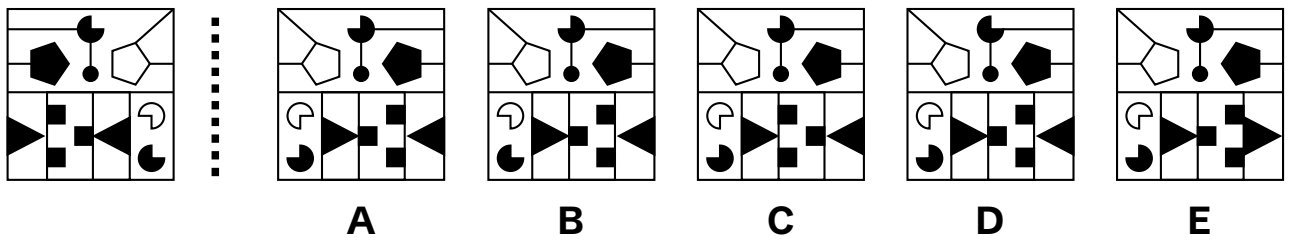
40



41



42



End of Non-Verbal Reasoning Sub-test 3



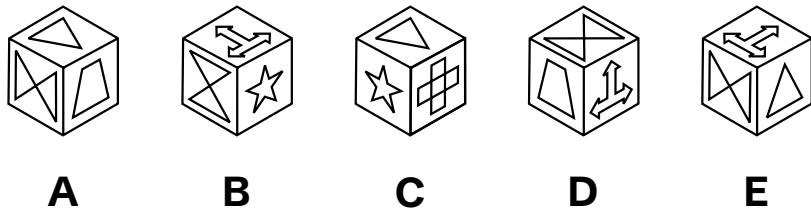
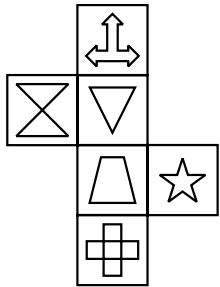


## Spatial Reasoning Sub-test 4 Practice Section

Take as much time as you need to read this example carefully and complete the practice question that follows.

**A cube net is shown on the left. On the right, there are five cube options. One of them can be correctly folded from the given net. Identify the correct cube.**

### Example

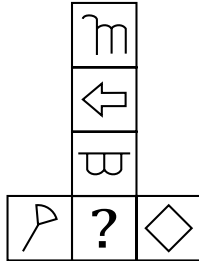


The correct answer is **A**. Option B and E are ruled out because  $\times$  and  $\triangle$  cannot be next to  $\star$  and  $\times$  respectively. Option C and D are ruled out because  $\star$  and  $\square$  are opposite to  $\oplus$  and  $\updownarrow$  respectively. So, option A is correct.

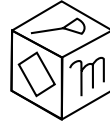


Now try these two practice questions and mark the correct option on the answer sheet.

P7



A



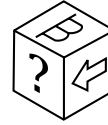
B



C

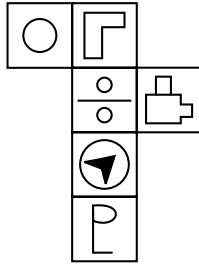


D

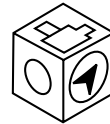


E

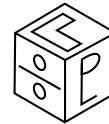
P8



A



B



C



D



E

End of the Non-Verbal Reasoning Sub-test 4 Practice Section



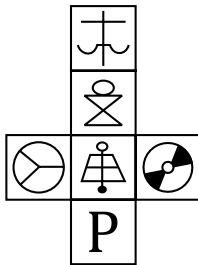


## Spatial Reasoning Sub-test 4

This section is **marked**.

**A cube net is shown on the left. On the right, there are five cube options. One of them can be correctly folded from the given net. Identify the correct cube and mark its letter on your answer sheet.**

43



A



B



C

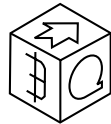



D



E

44



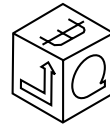
A



B



C

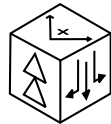
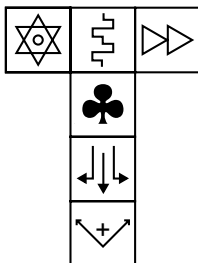


D



E

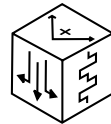
45



A



B



C



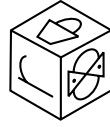
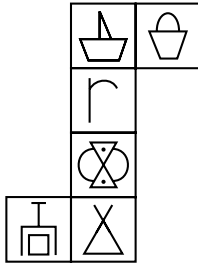
D



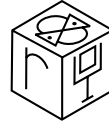
E



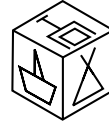
46



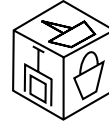
A



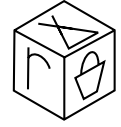
B



C

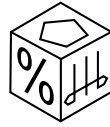
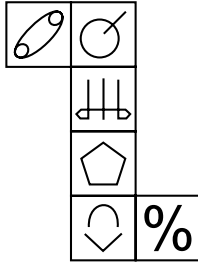


D

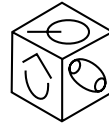


E

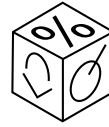
47



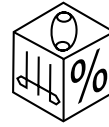
A



B



C

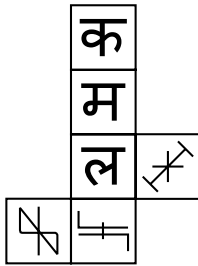


D



E

48



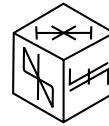
A



B



C

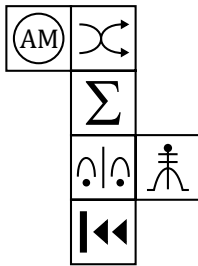


D



E

49



A



B



C

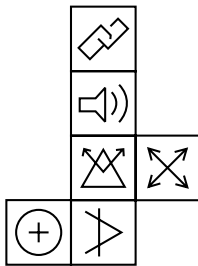


D



E

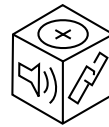
50



A



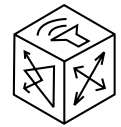
B



C



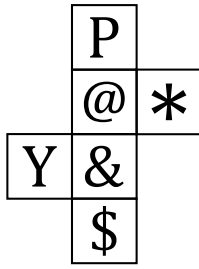
D



E



51



A



B



C

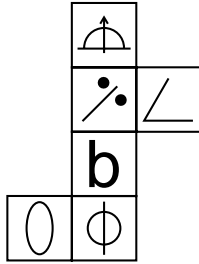


D

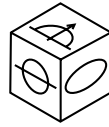


E

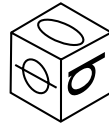
52



A




B



C

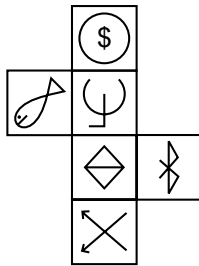


D



E

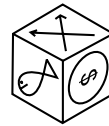
53



A



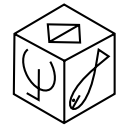
B



C

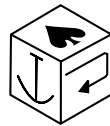
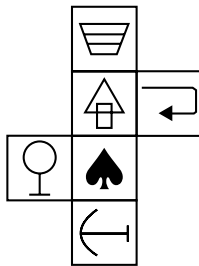


D



E

54



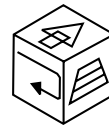
A



B



C

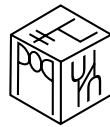



D



E

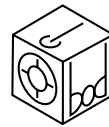
55



A



B



C



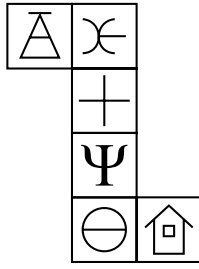
D



E




56



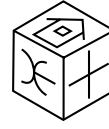
A



B



C



D



E

End of Non-Verbal Reasoning Sub-test 4

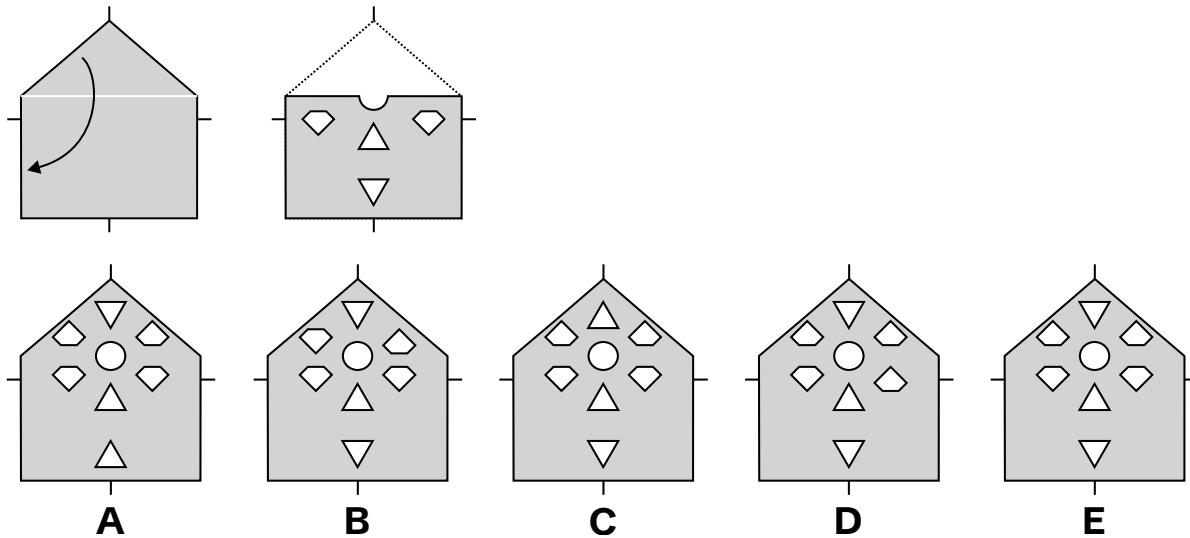


## Spatial Reasoning Sub-test 5 Practice Section

Take as much time as you need to read this example carefully and complete the practice question that follows.

***A folded piece of paper with punched holes is shown on the left. When the paper is unfolded, the holes will appear symmetrically across the folds. On the right, there are five answer choices showing possible unfolded versions of the paper. Identify the correct unfolded pattern.***

### Example

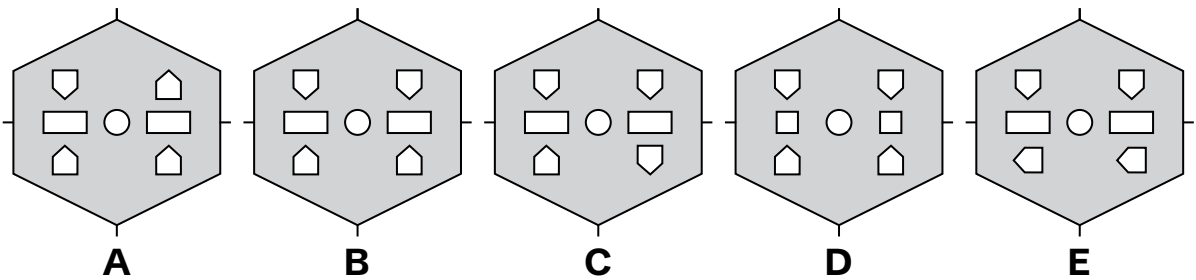
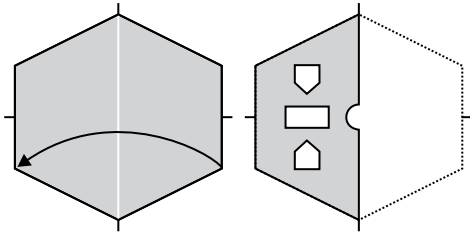


*The correct answer is **E**. In this question firstly the paper is folded horizontally. Now all cuts are made on the folded paper and they all will replicate.*

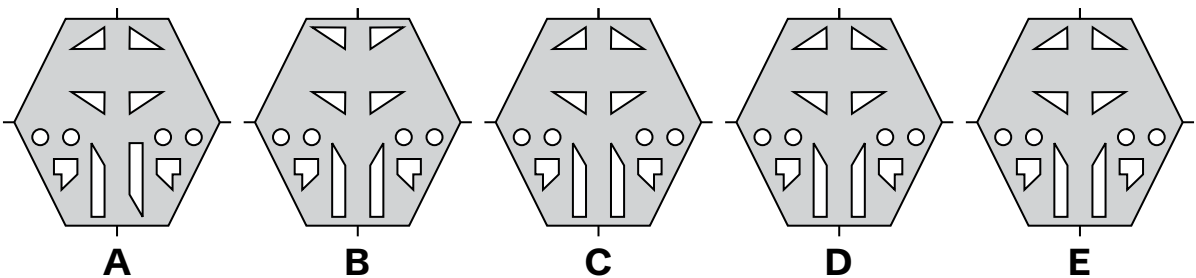
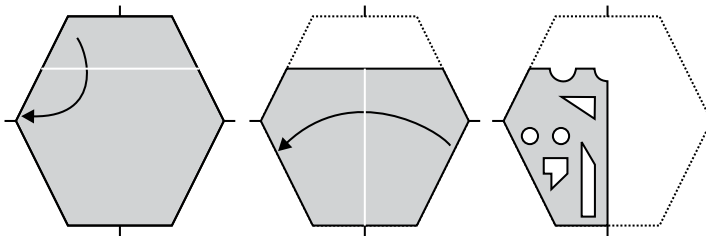


Now try these two practice questions and mark the correct option on the answer sheet.

P9



P10



End of the Spatial Reasoning Sub-test 5 Practice Section

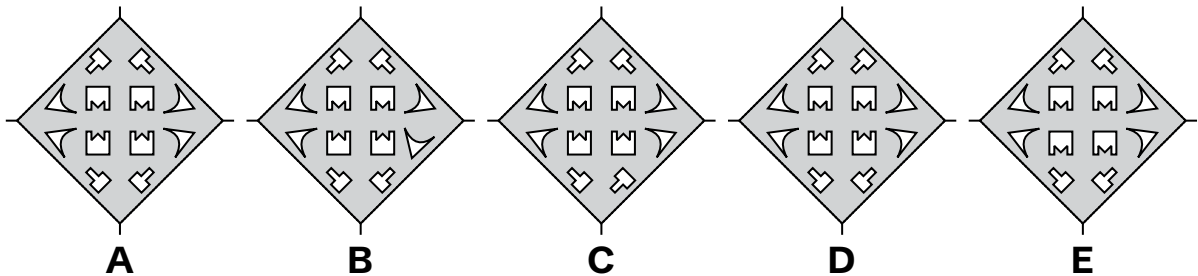
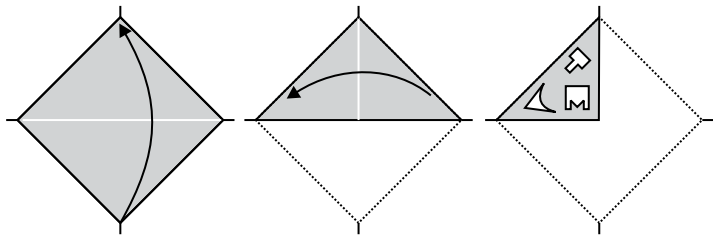


## Spatial Reasoning Sub-test 5

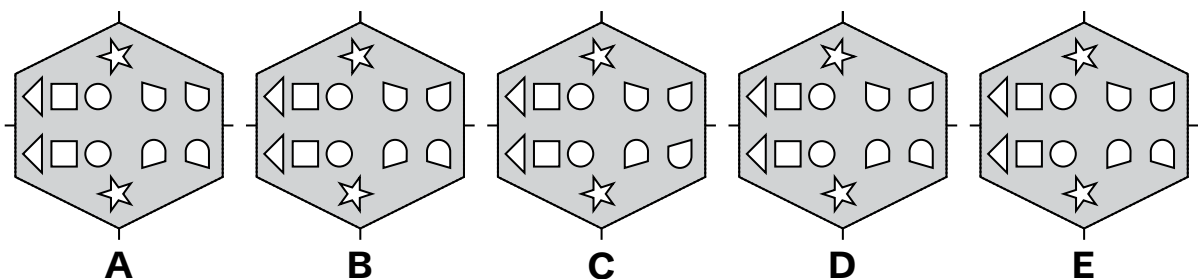
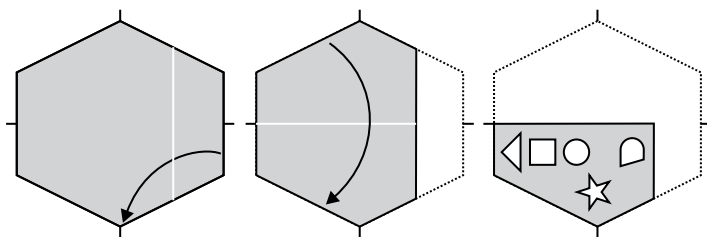
This section is **marked**.

**A folded piece of paper with punched holes is shown on the left. When the paper is unfolded, the holes will appear symmetrically across the folds. On the right, there are five answer choices showing possible unfolded versions of the paper. Identify the correct unfolded pattern and mark its letter on your answer sheet.**

57

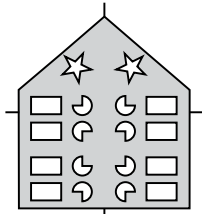
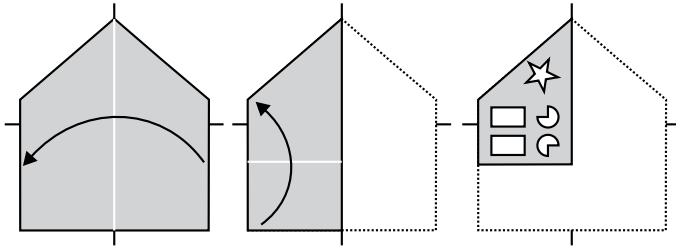


58

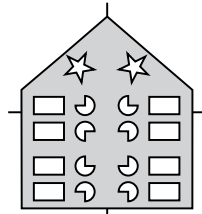




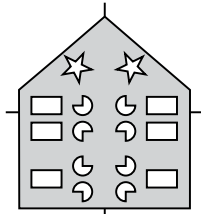
59



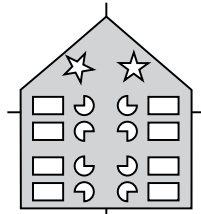
A



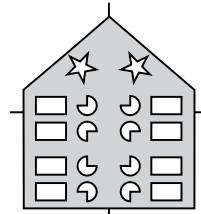
B



C

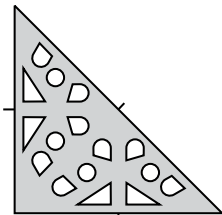
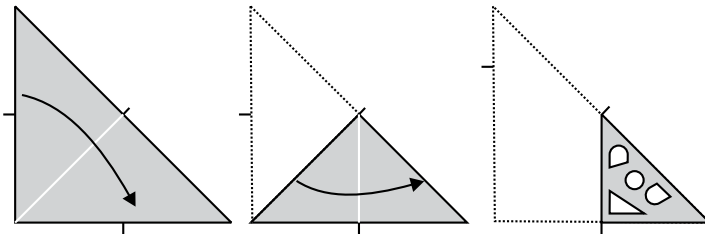


D

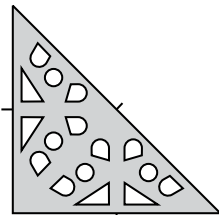


E

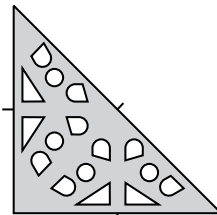
60



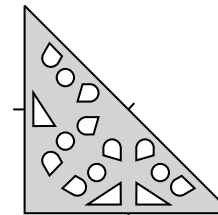
A



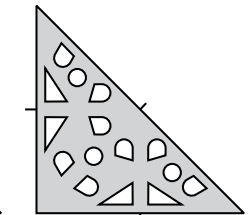
B



C

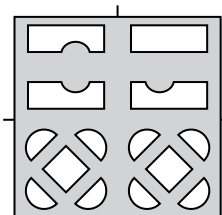
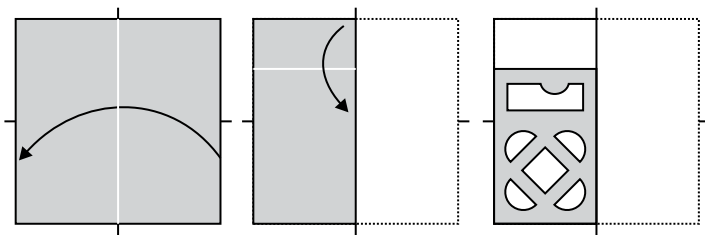


D

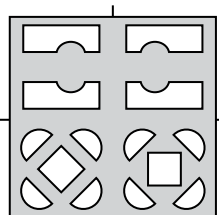


E

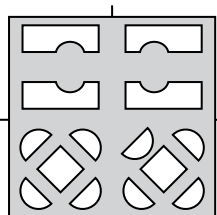
61



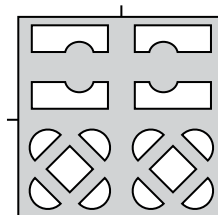
A



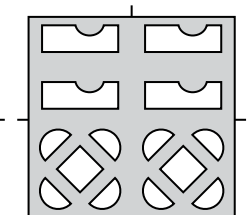
B



C



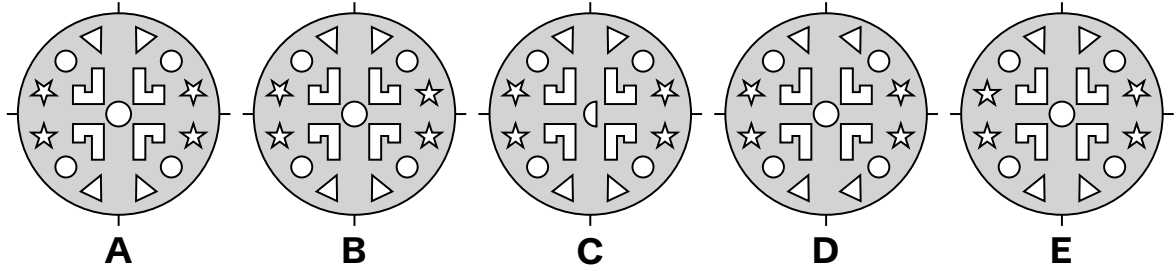
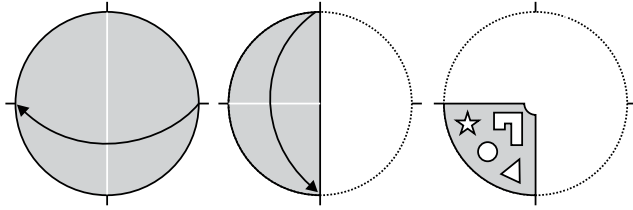
D



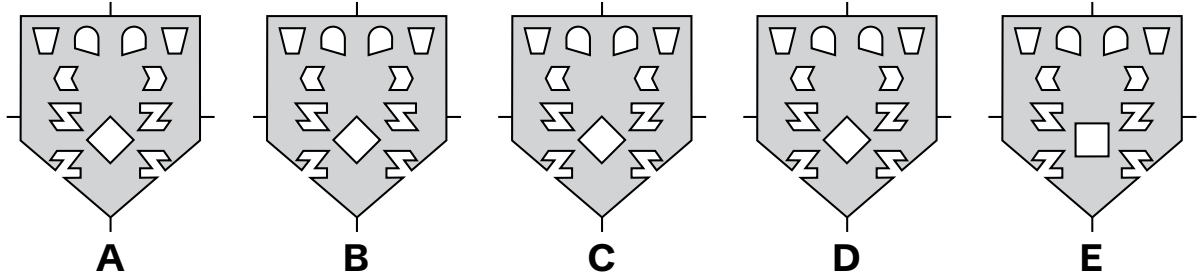
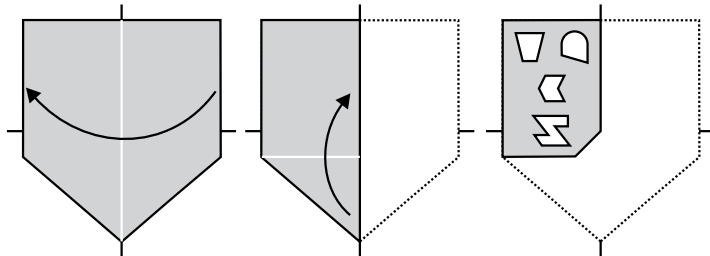
E



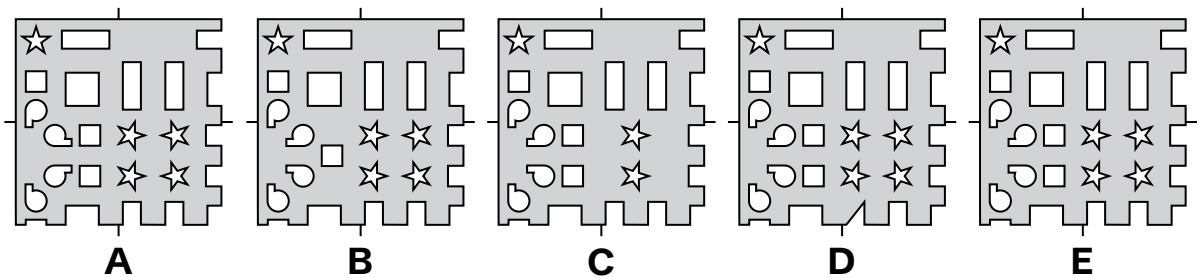
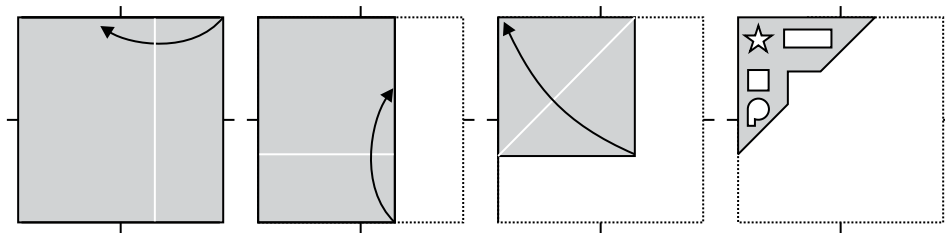
62



63

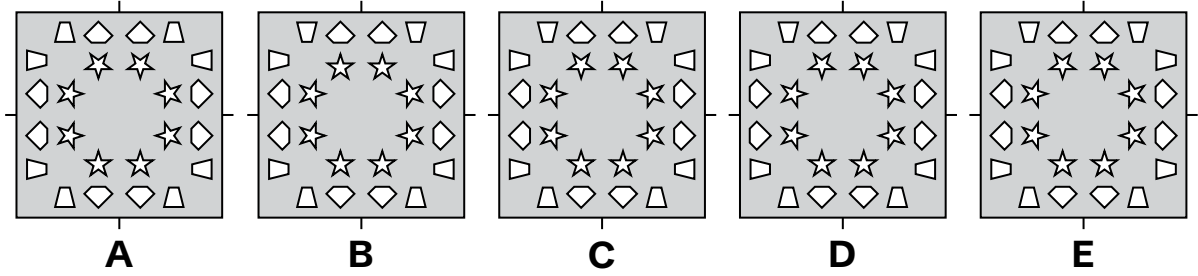
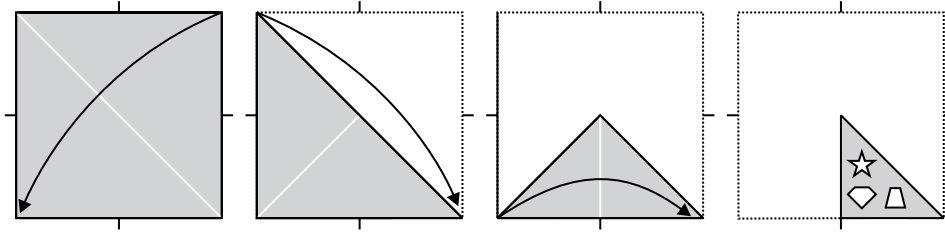


64

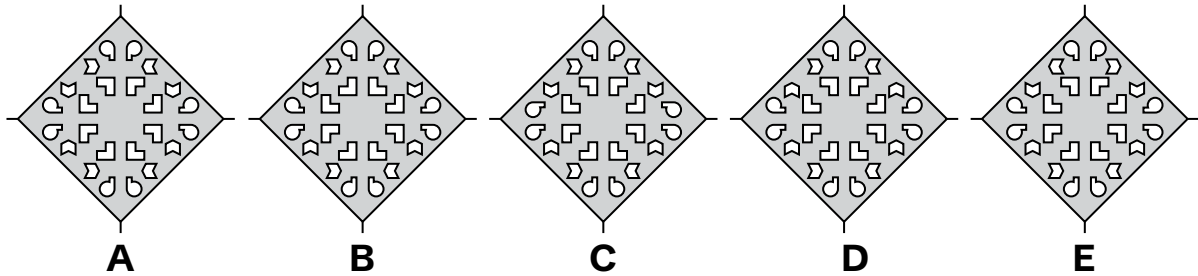
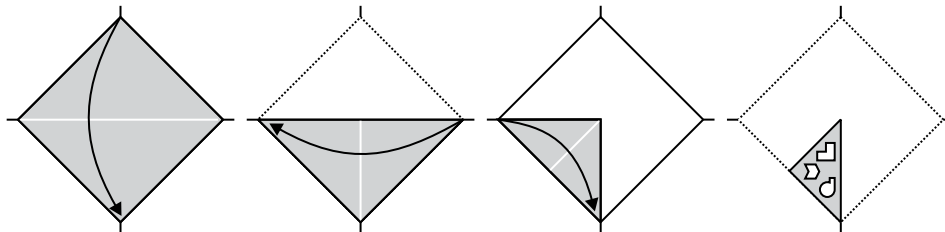




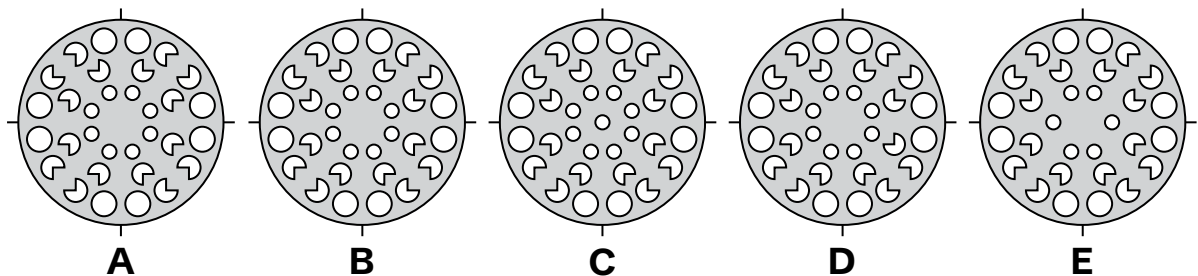
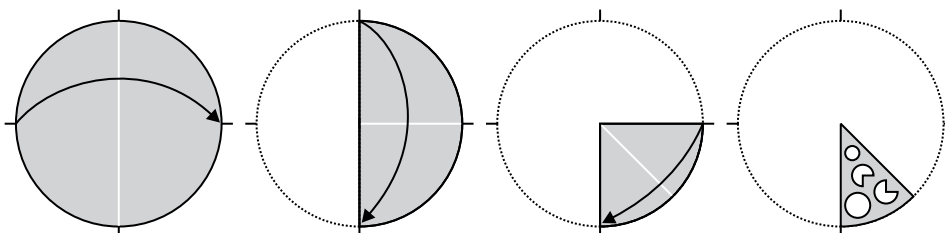
65

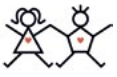


66

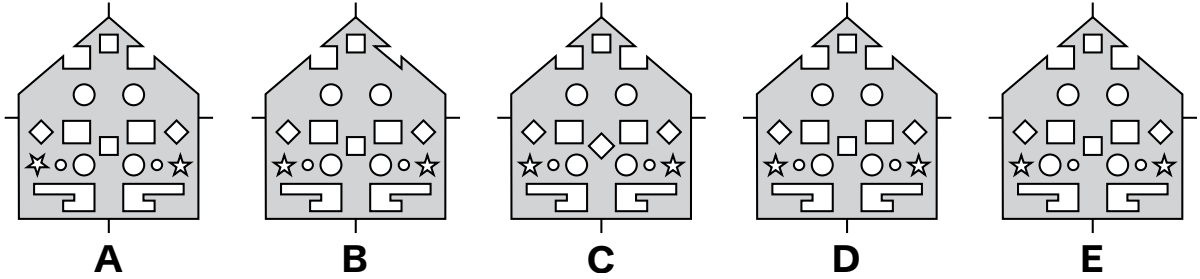
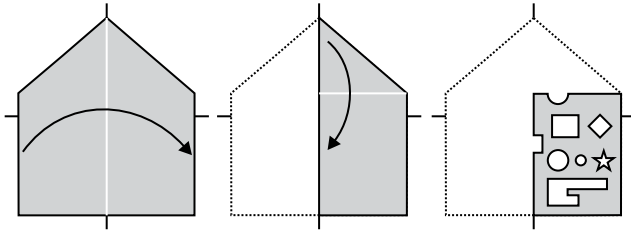


67

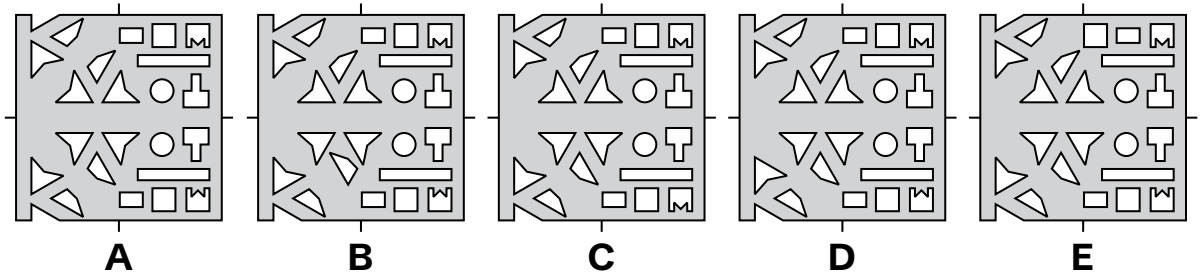
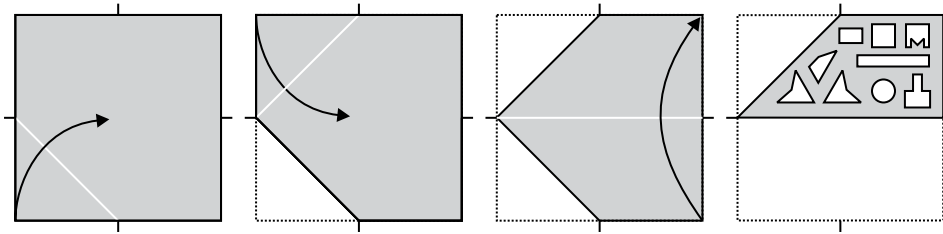




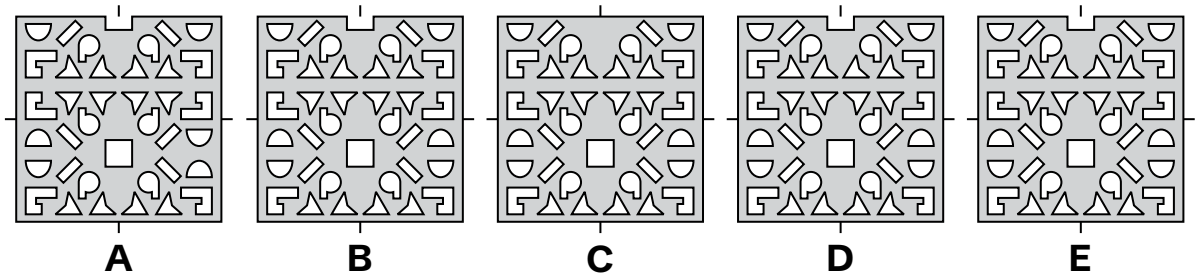
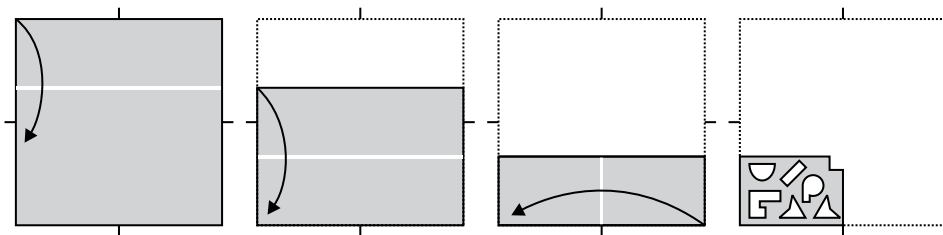
68



69



70



End of Spatial Reasoning Sub-test 5



© piacademy.co.uk - All rights reserved

Visit [piacademy.co.uk/11-plus-papers](https://piacademy.co.uk/11-plus-papers) to check the 'answers'