

11+ Lincolnshire NVR & Spatial Reasoning Tests

8 Lincolnshire Practice Papers

1500+ Lincolnshire Style MCQs

Detailed Answers & Hints

Mirrors Real Exam Pattern




11+ Lincolnshire

Paper 3 - Session 2

NVR & Spatial Reasoning

Instructions:

1. Do not turn over this page until instructed to do so.
2. This paper contains **five sub-tests**.
3. There are two timed sections: **practice and main section**.
4. Each **sub-test** has **14 main questions** that begins with a practice section, where:
 - The **first question** for each question type is solved with a detailed solution.
 - The remaining **two** questions are for you to attempt.
5. The practice section is followed by the main questions.
6. Total time for the main questions is **35 minutes**.
7. This is a **multiple-choice test**. Each question carries **1 mark**.
8. In the answer sheet, **mark** the correct answer by **drawing a line with your pencil** through the small rectangular box beside it like this 
9. You must make sure that you **mark your answer in the box** that has the **same question number** as the question you are doing in the test booklet.
10. At the bottom of each page in the paper are instructions mentioned below telling you:

to stop

Do not turn the page until told to do so 

to go on

Please go on to the next page >>>

or whether you have reached the end of the section/test.

END OF REASONING TEST

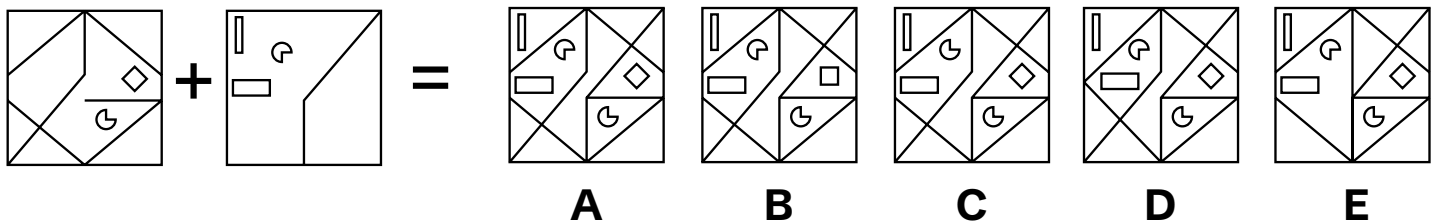


Non-Verbal Reasoning Sub-test 1 Practice Section

Take as much time as you need to read this example carefully and complete the practice question that follows.

On the left, two shapes are shown that are either added or subtracted to form a new shape. From the five answer choices on the right, select the shape that correctly represents the result.

Example

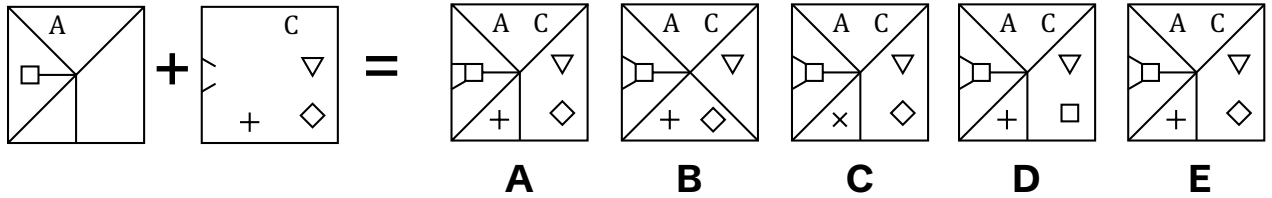


The correct answer is A. The two given shapes are combined to form a new shape. The correct option should represent a complete overlap of both original figures without any missing parts. Option A correctly displays the resulting merged shape.

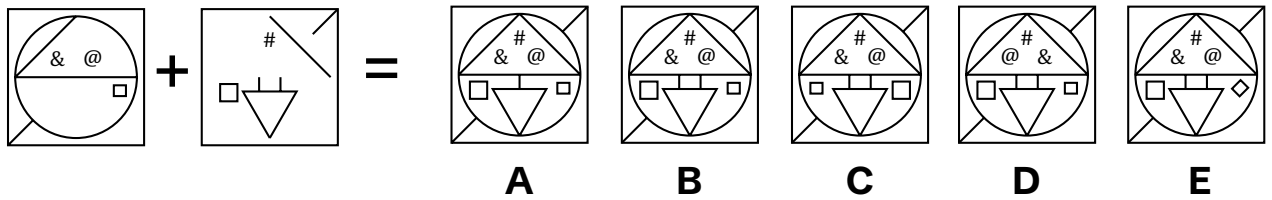


Now try these two practice questions and mark the correct option on the answer sheet.

P1



P2



End of the Non-Verbal Reasoning Sub-test 1 Practice Section

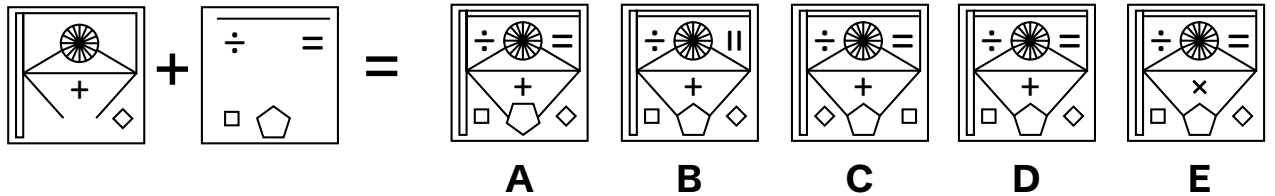


Non-Verbal Reasoning Sub-test 1

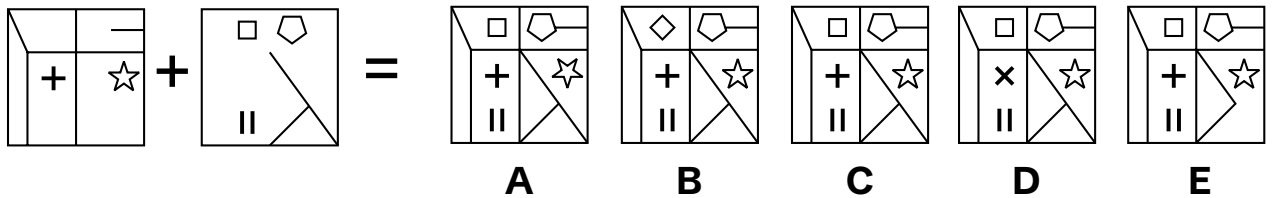
This section is **marked**.

On the left, two shapes are shown that are either added or subtracted to form a new shape. From the five answer choices on the right, select the shape that correctly represents the result and mark its letter on the answer sheet.

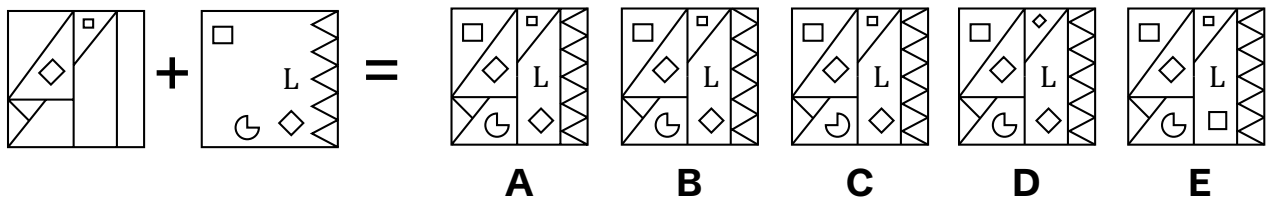
1



2

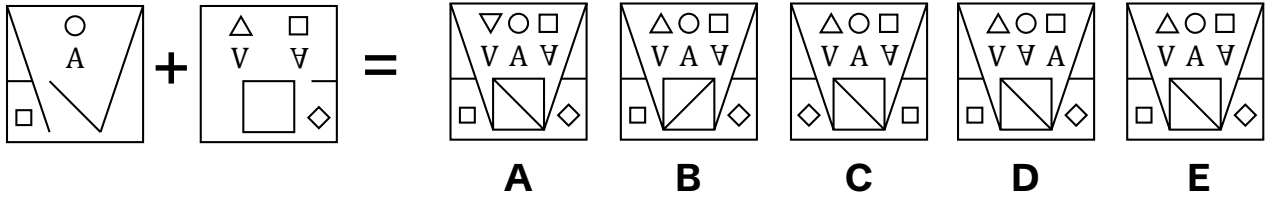


3

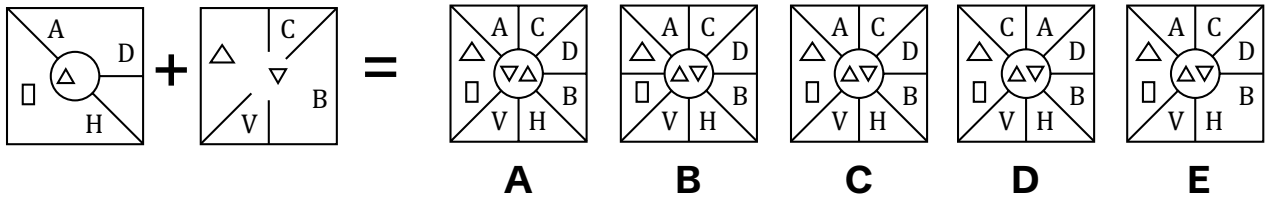




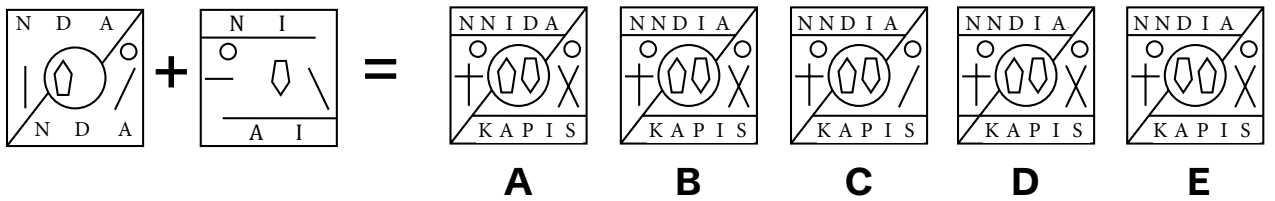
4



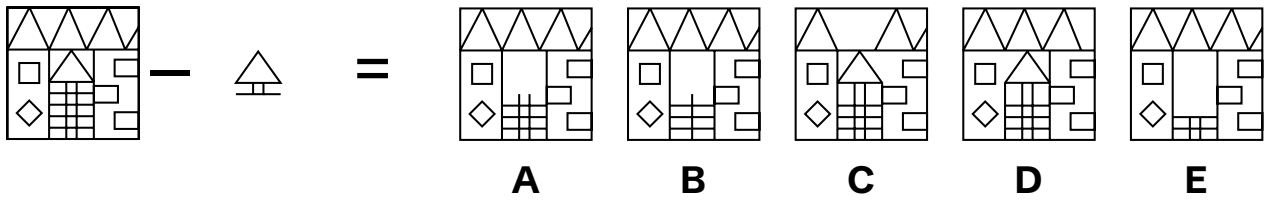
5



6

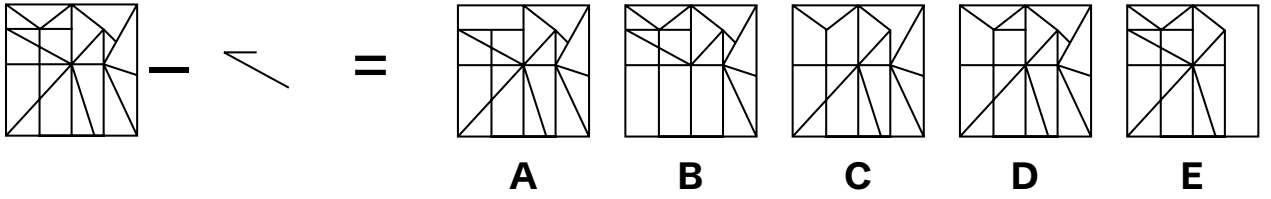


7

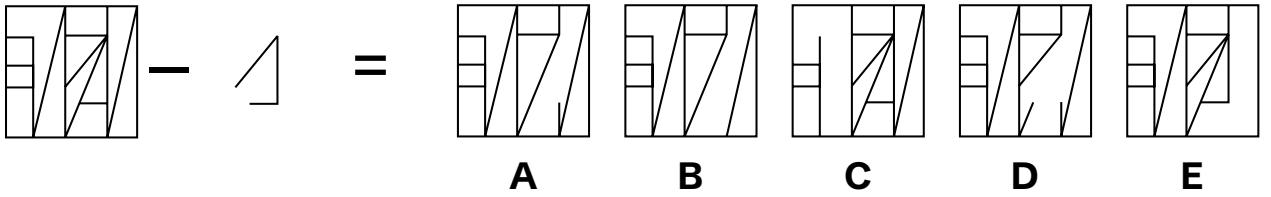




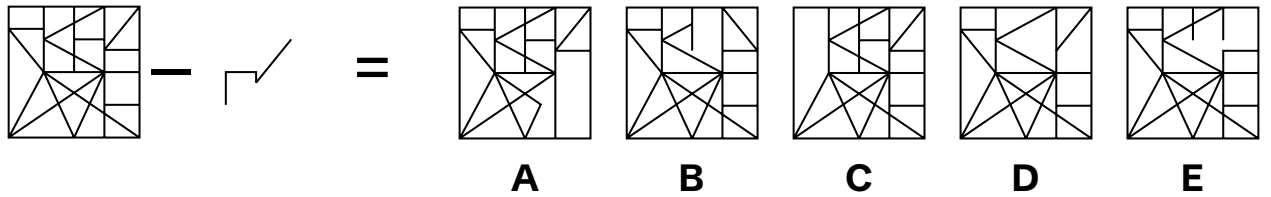
8



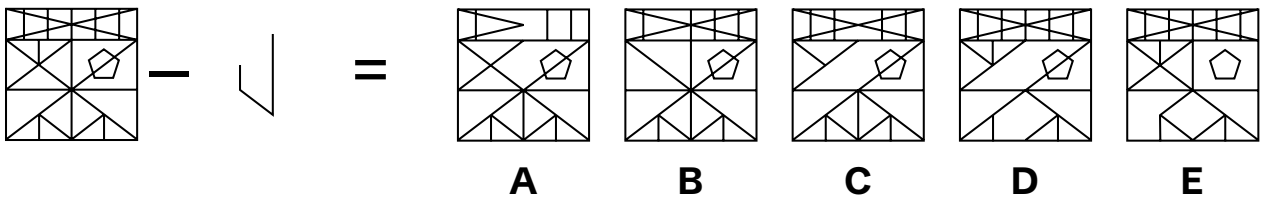
9



10

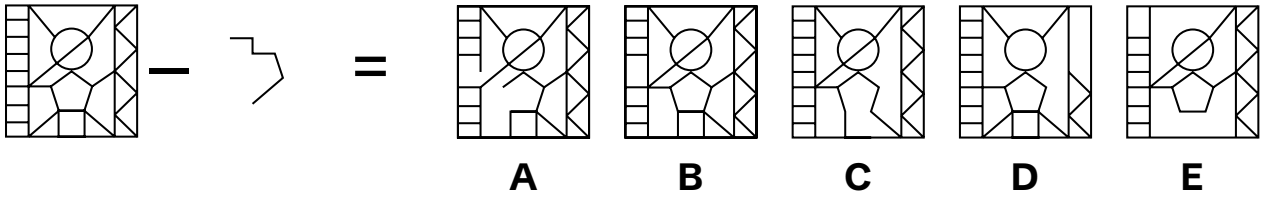


11

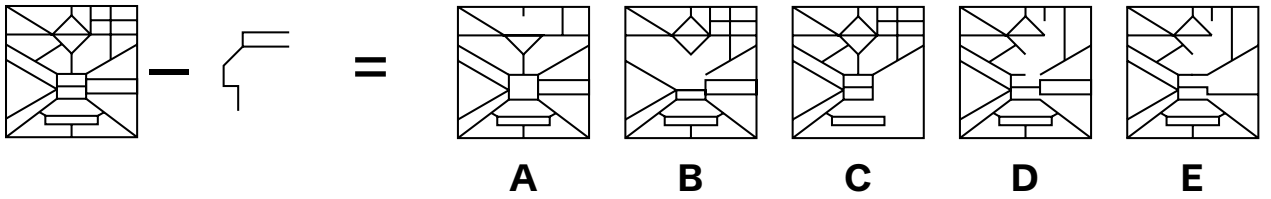




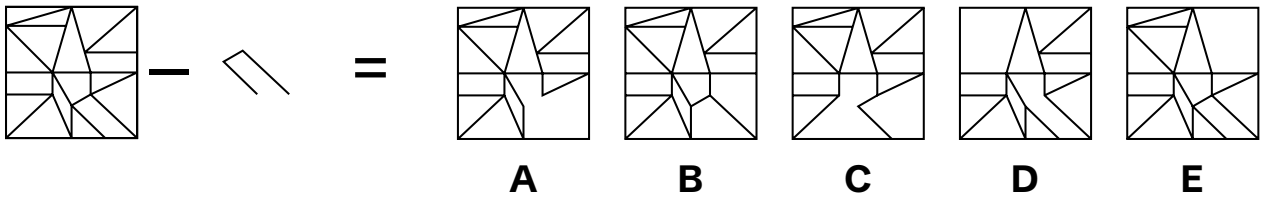
12



13



14



End of Non-Verbal Reasoning Sub-test 1



Non-Verbal Reasoning Sub-test 2 Practice Section

Take as much time as you need to read this example carefully and complete the practice question that follows.

To the left in the row of shapes below there are five squares arranged in order. One of these squares has been left empty. Find which one of the five squares on the right should take the place of the empty square.

Example

□ * ↑	+ □ *	△ + □	○ △ +	?	P ○ △	○ P △	△ P ○	P △ ○	P + ○
					A	B	C	D	E

The correct answer is **A** because in each step, elements diagonally moves downward and new element emerges at the left top.



Now try these two practice questions and mark the correct option on the answer sheet.

P3

↑ □	○ △	□ +	□ □	?
* ○	↑ □	○ □	△ +	
○ □	□ □	□ △	△ +	

△ ○	△ ○	△ +	△ □	○ △
□ □	□ □	□ □	□ □	□ □
+ □	□ +	○ □	+ ○	○ □

A B C D E

P4

+ ○	+ ○	- +	△ - +	?
- ○	- ○	○ □	○ □	
△ □ ●	△ □ ●	△ □ ●	△ □ ●	

△ - +	△ - +	□ △	+ - △	□ △
□ □	□ ○	□ □	○ □	□ □
● □	● □	● ○ +	● □	● ○ +

A B C D E

End of the Non-Verbal Reasoning Sub-test 2 Practice Section



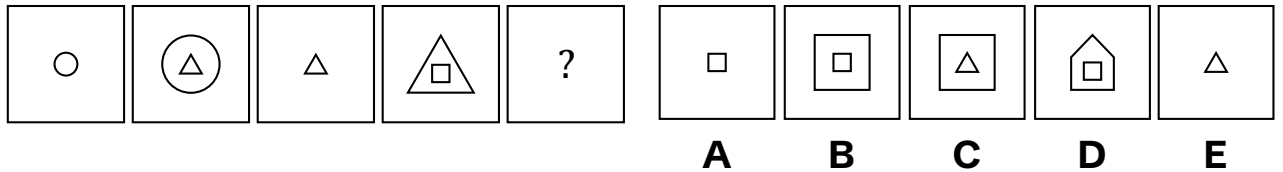


Non Verbal Reasoning Sub-test 2

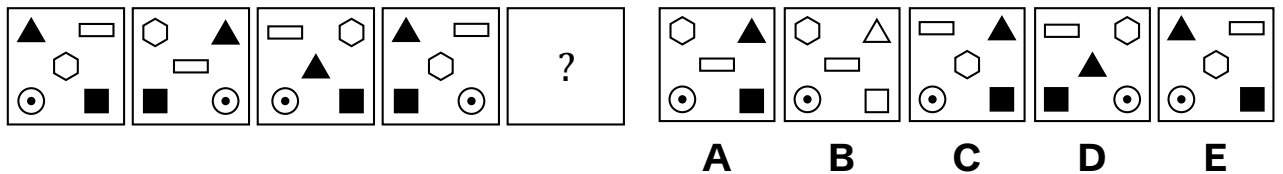
This section is **marked**.

To the left in the row of shapes below there are five squares arranged in order. One of these squares has been left empty. Find which one of the five squares on the right should take the place of the empty square and mark its letter on the answer sheet.

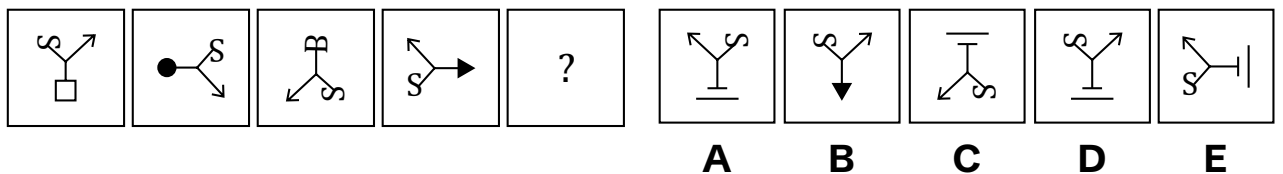
15



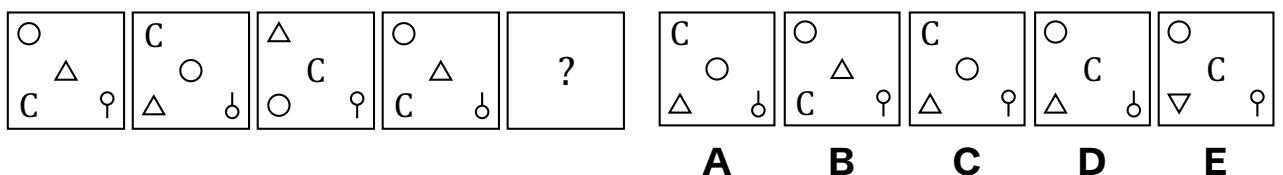
16



17



18





19

M S F ●	T F ● S	● B S T	V S T B	?
---------------	---------------	---------------	---------------	---

T S B V	T H B V	H T B S	H T B V	K S B T
---------------	---------------	---------------	---------------	---------------

A B C D E

20

				?
--	--	--	--	---

--	--	--	--	--

A B C D E

21

→ ← △ ○	↓ ↓ ▽ ●	← → △ ○	↑ ↑ ▽ ●	?
------------	------------	------------	------------	---

← → △ ○	→ ← ○ △	→ ← △ ○	↑ ↓ △ ○	← ← ▽ ○
------------	------------	------------	------------	------------

A B C D E

22

÷ ○ = + □	○ = □ ÷ +	= □ ○ + ÷	□ + = ÷ ○	?
--------------	--------------	-----------------	-----------------	---

+ ÷ □ ○ =	+ ÷ ○ = □	□ + ○ = ÷	÷ ○ = + □	□ = + ○ ÷
-----------------	-----------------	-----------------	--------------	-----------------

A B C D E

23

				?
--	--	--	--	---

--	--	--	--	--

A B C D E

24

⊕ △ × □	⊖ □ × ▷	⊖ ▽ × ⊕	⊖ ⊖ × ◁	?
------------	------------	------------	------------	---

⊖ △ × □	⊕ △ × □	⊕ △ × □	⊖ □ × △	⊖ △ × ⊖
------------	------------	------------	------------	------------

A B C D E



25

R	P	K	S	N	G	P	H	?
K	N	N	P	P	S	S	G	

G	T	S	T	H	T	S	T	T	S
S	H	H	G	G	S	G	H	H	G

A B C D E

26

×	*	*	▲	?
C	×	▲	*	
●	□	●	○	

▲	○	▲	C	○	○	▲	□	○	▲
○	*	*	C	○	○	▲	□	□	▲
□	□	□	○	□	□	□	□	□	□

A B C D E

27

B	B	B	B	?
---	---	---	---	---

B	B	B	B	B
---	---	---	---	---

A B C D E

28

H	○	▼	H	C	▼	P	C	?
=	□	□	○	○	H	H	▼	

●	P	H	●	H	●	▼	C	▼	P
▼	C	▼	C	▼	C	Z	P	●	C

A B C D E

End of Non-Verbal Reasoning Sub-test 2

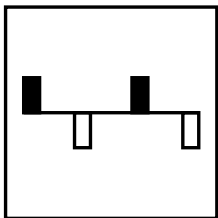
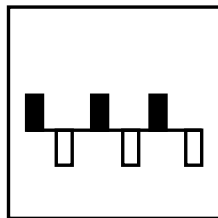
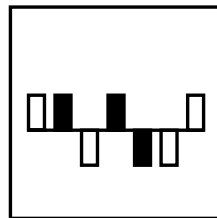
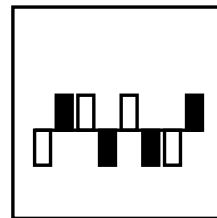
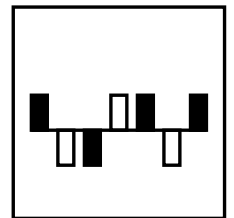


Non-Verbal Reasoning Sub-test 3 Practice Section

Take as much time as you need to read this example carefully and complete the practice question that follows.

In each of the rows below there are five figures. Find the figure in each row that is most unlike the other four.

Example

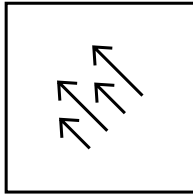
**A****B****C****D****E**

*The correct answer is **C** because in all the options, the shaded boxes are arranged alternatively whereas in option (C) there are two continuous shaded boxes.*

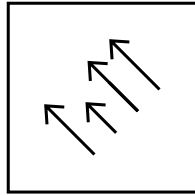


Now try these two practice questions and mark the correct option on the answer sheet.

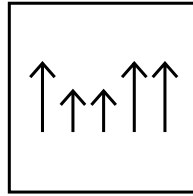
P5



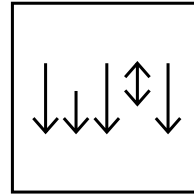
A




B



C

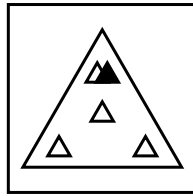


D

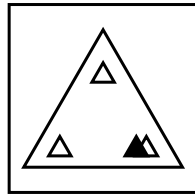


E

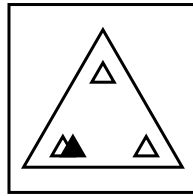
P6



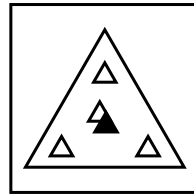
A



B



C



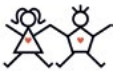
D



E

End of the Non-Verbal Reasoning Sub-test 3 Practice Section



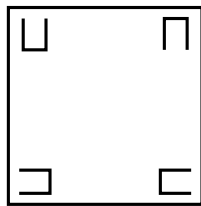


Non-Verbal Reasoning Sub-test 3

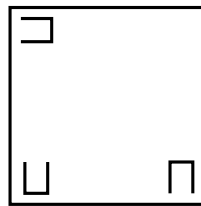
This section is *marked*.

In each of the rows below there are five figures. Find the figure in each row that is most unlike the other four and mark its letter on the answer sheet.

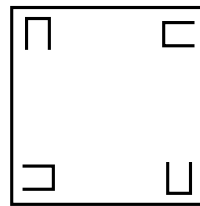
29



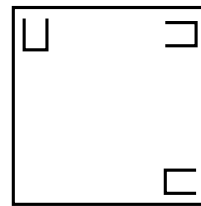
A



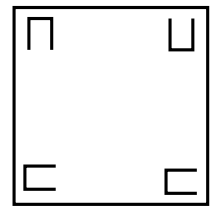
B



C

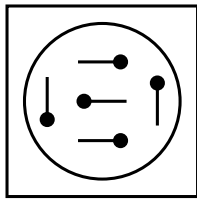


D

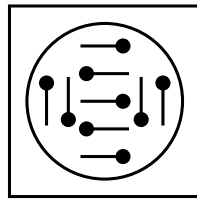


E

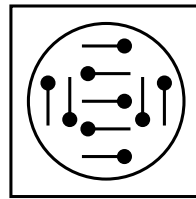
30



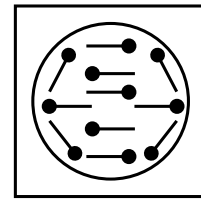
A



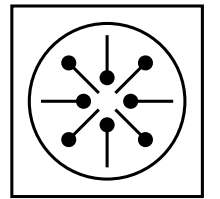
B



C

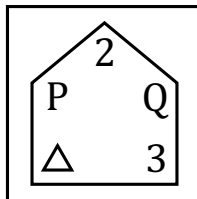


D

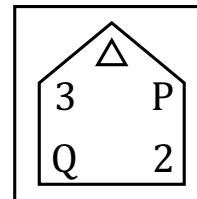


E

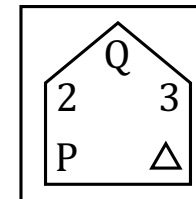
31



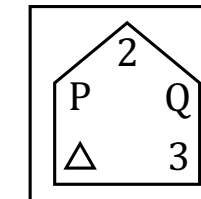
A



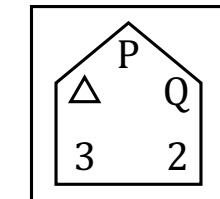
B



C



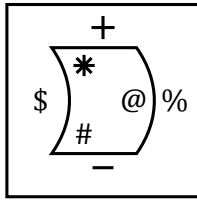
D



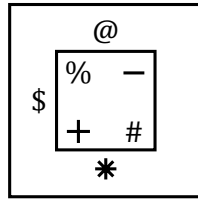
E



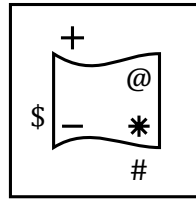
32



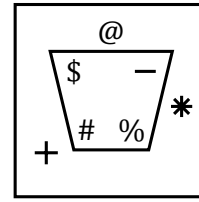
A



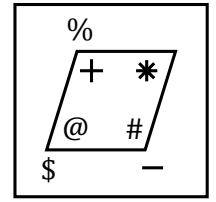
B



C

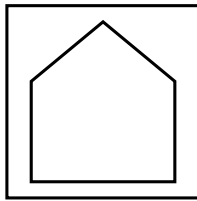


D

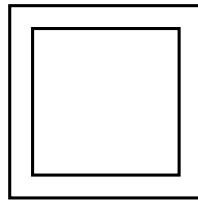


E

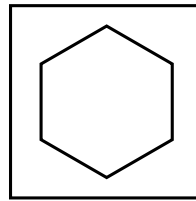
33



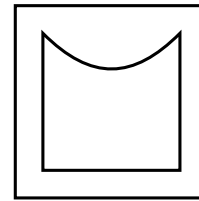
A




B



C

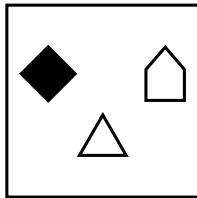


D

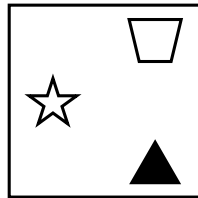


E

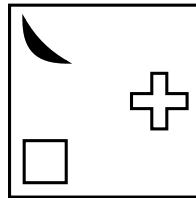
34



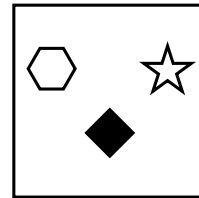
A



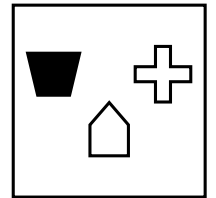
B



C




D




E


35




A




B



C



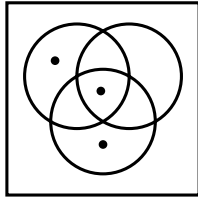
D



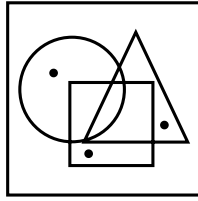
E



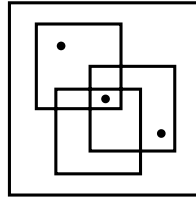
36



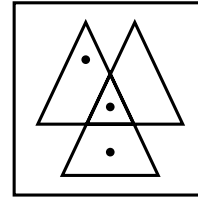
A



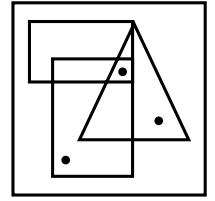
B



C

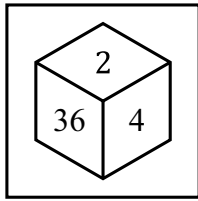


D

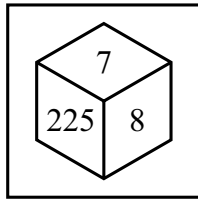


E

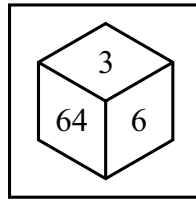
37



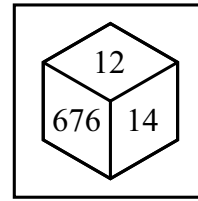
A



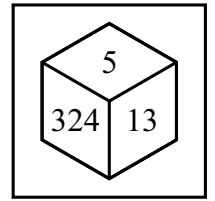
B



C

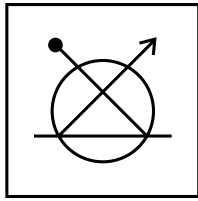


D

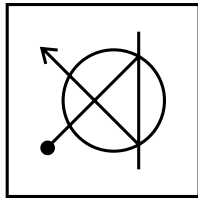


E

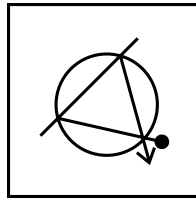
38



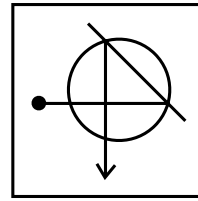
A



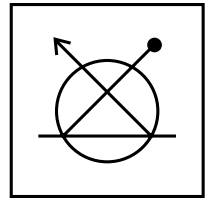
B



C

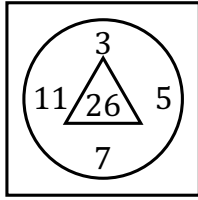


D

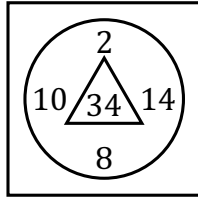


E

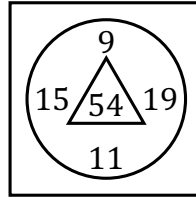
39



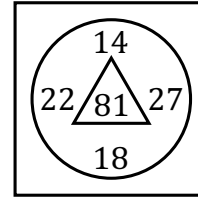
A



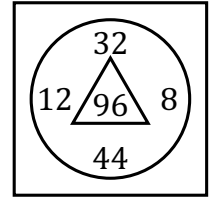
B



C



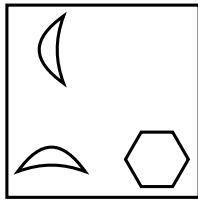
D




E



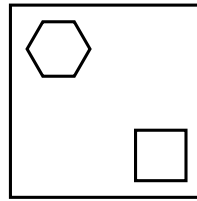
40



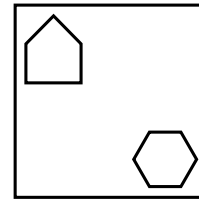
A



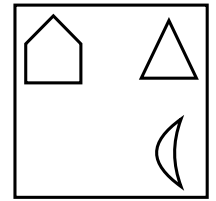
B



C

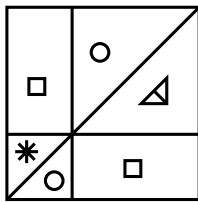


D

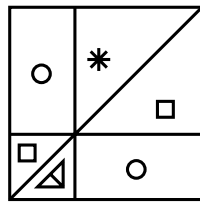


E

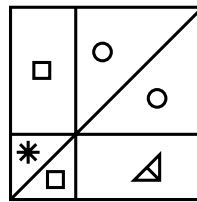
41



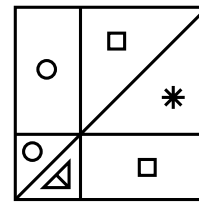
A



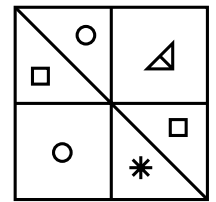
B



C

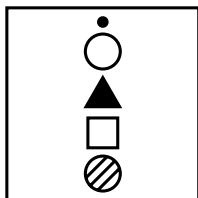


D

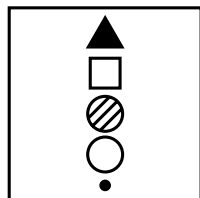


E

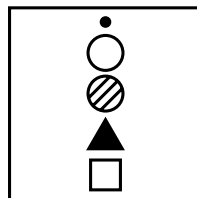
42



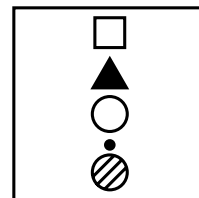
A



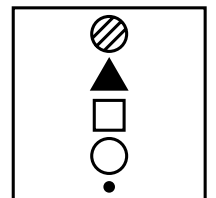
B



C



D



E

End of the Non-Verbal Reasoning Sub-test 3 Practice Section



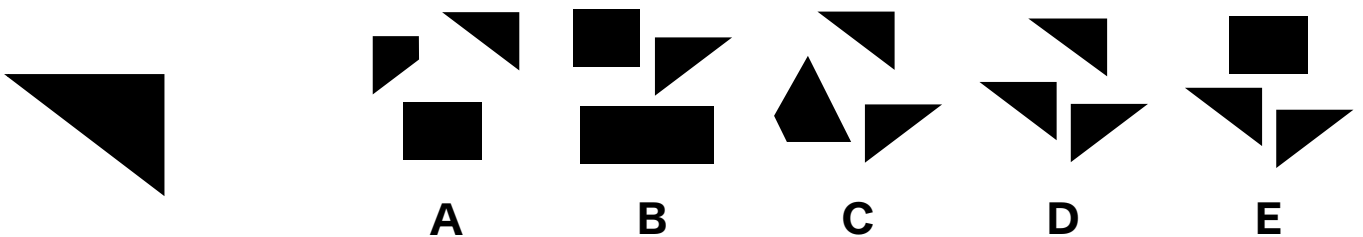


Spatial Reasoning Sub-test 4 Practice Section

Take as much time as you need to read this example carefully and complete the practice question that follows.

A solid shape is shown on the left. On the right, there are five sets of smaller shapes. One of these sets can be combined to form the given shape. Identify the correct set of shapes.

Example




*The correct answer is **E**. In this question shapes given in one of the options are put together in the same size.*




Now try the practice questions below. Work out the correct answer and mark it on the answer sheet.

P7



P8



End of the Spatial Reasoning Sub-test 4 Practice Section






Spatial Reasoning Sub-test 4


This section is *marked*.

A solid shape is shown on the left. On the right, there are five sets of smaller shapes. One of these sets can be combined to form the given shape. Identify the correct set of shapes and mark its letter on your answer sheet.



43



44




45








46



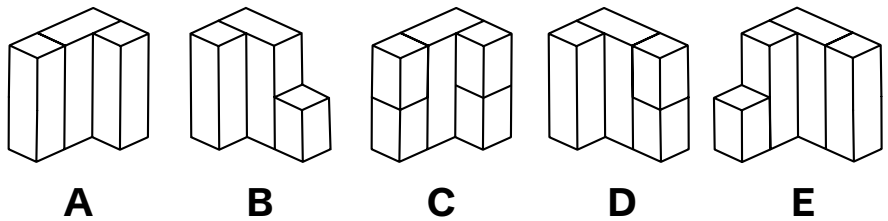
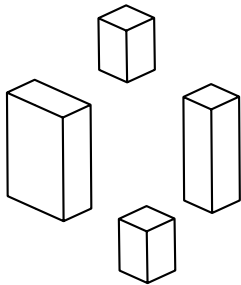
47



48

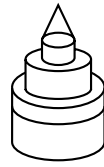
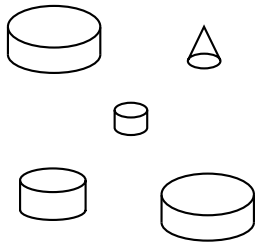


49






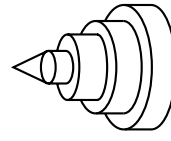
50



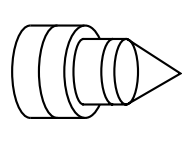
A



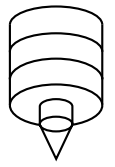
B



C

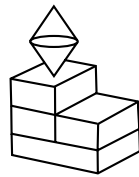
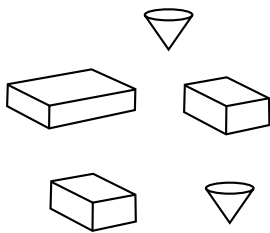


D

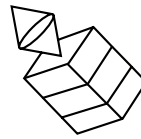


E

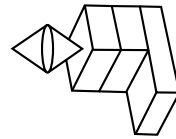
51



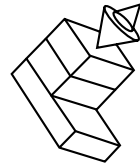
A



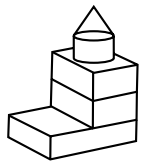
B



C

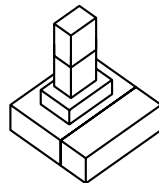
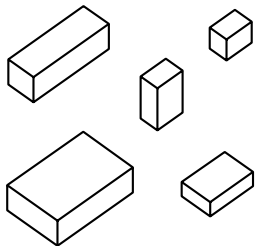


D

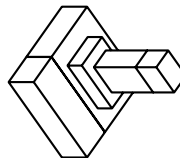


E

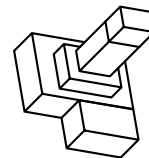
52



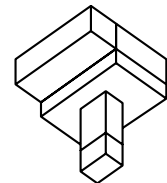
A



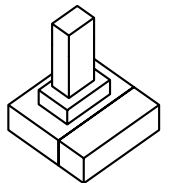
B



C

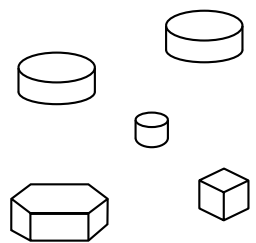


D

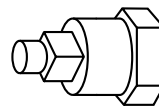


E

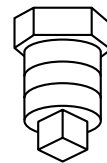
53



A



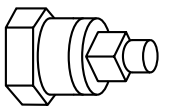
B



C



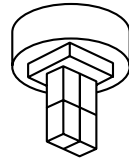
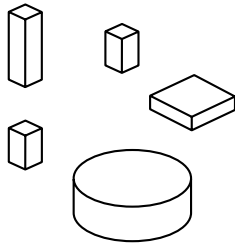
D



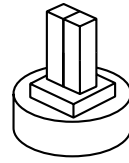
E



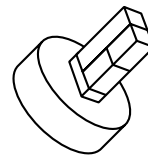
54



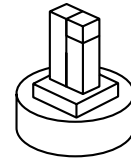
A



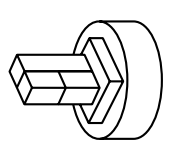
B



C

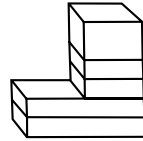
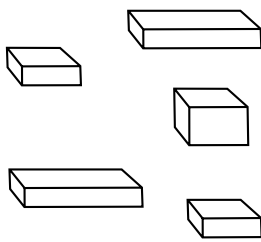


D

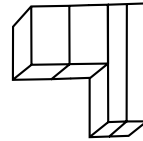


E

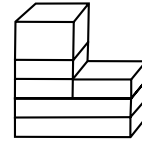
55



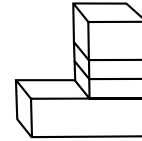
A



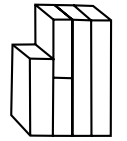
B



C

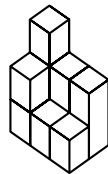
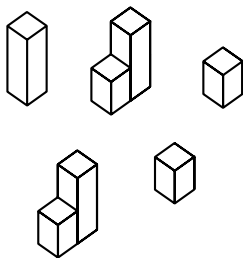


D

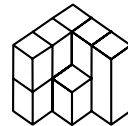


E

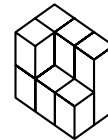
56



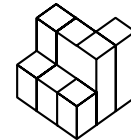
A



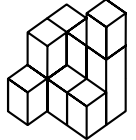
B



C



D



E

End of Spatial Reasoning Sub-test 4



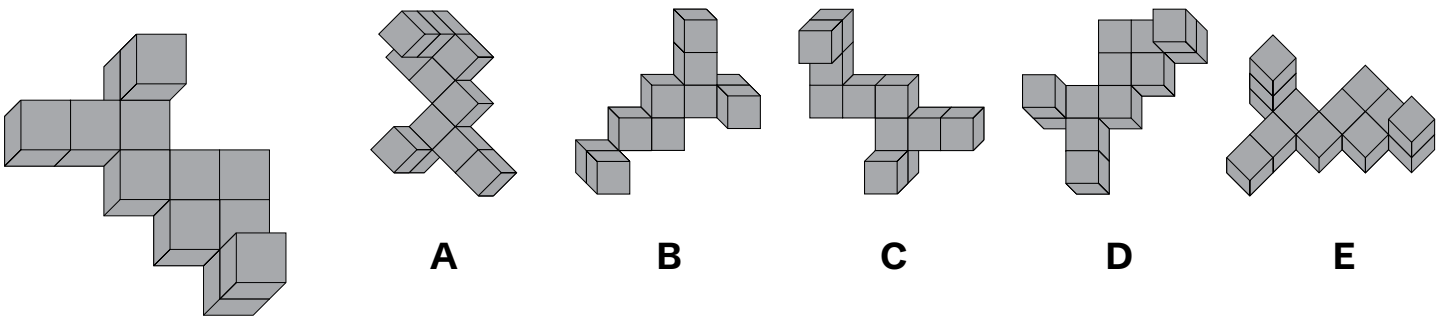


Spatial Reasoning Sub-test 5 Practice Section

Take as much time as you need to read this example carefully and complete the practice question that follows.

A 3D shape is shown on the left. On the right, there are five answer choices, each showing a possible rotation of the given shape. One of them is the correct rotated version. Identify the correct rotated figure.

Example

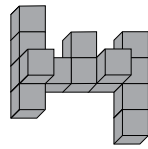
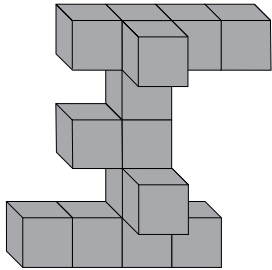


*The correct answer is **D**.*

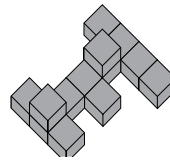


Now try these two practice questions and mark the correct option on the answer sheet.

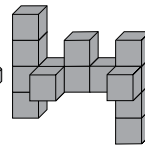
P9



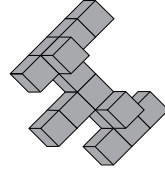
A



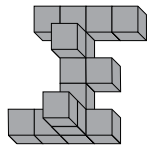
B



C

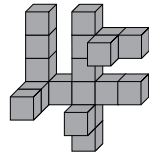
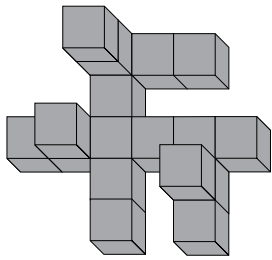


D

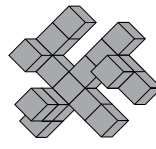


E

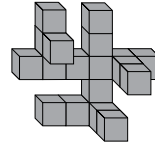
P10



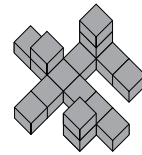
A



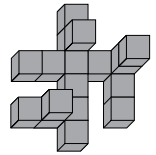
B



C



D



E

End of the Spatial Reasoning Sub-test 5 Practice Section



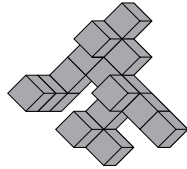
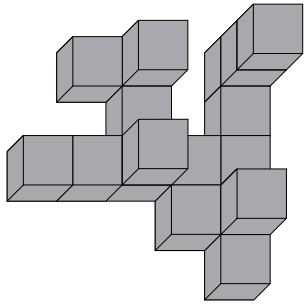


Spatial Reasoning Sub-test 5

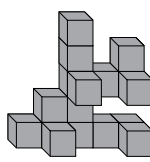
This section is *marked*.

A 3D shape is shown on the left. On the right, there are five answer choices, each showing a possible rotation of the given shape. One of them is the correct rotated version. Identify the correct rotated figure and mark its letter on your answer sheet.

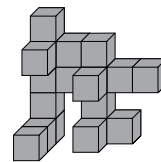
57



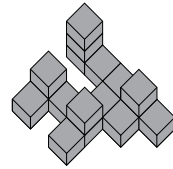
A



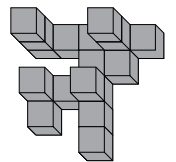
B



C

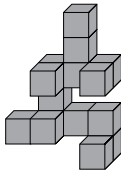
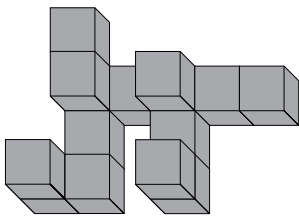


D

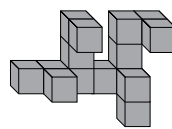


E

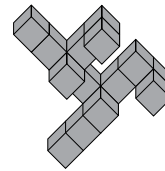
58



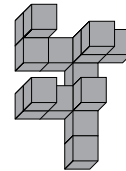
A



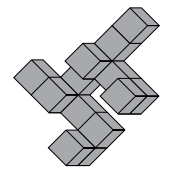
B



C

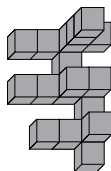
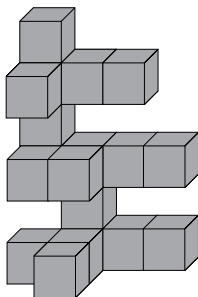


D

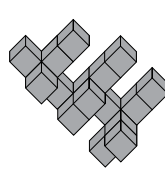


E

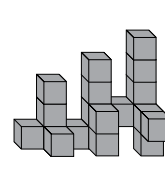
59



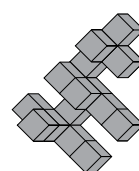
A



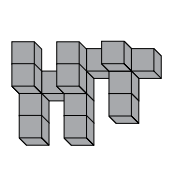
B



C



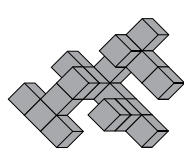
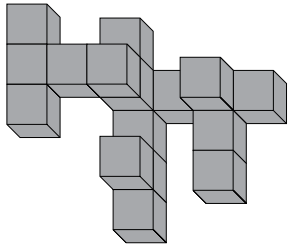
D



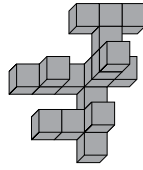
E



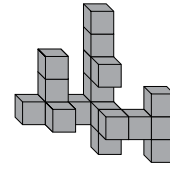
60



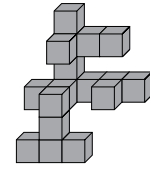
A



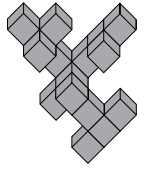
B



C

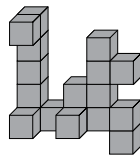
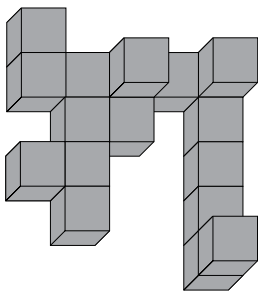


D

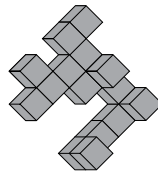


E

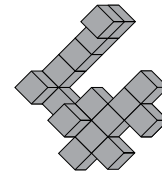
61



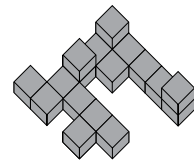
A



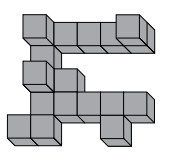
B



C

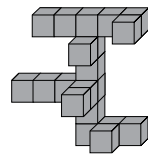
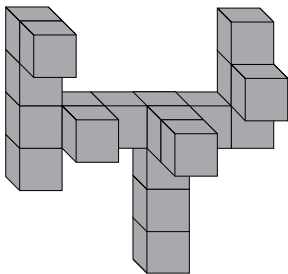


D

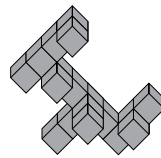


E

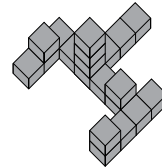
62



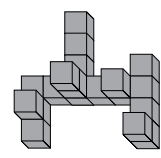
A



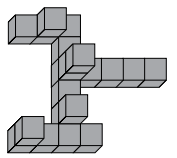
B



C

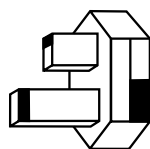
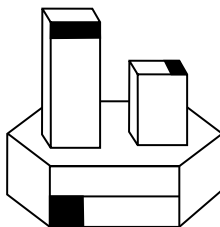


D

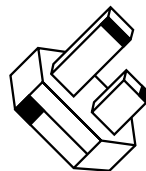


E

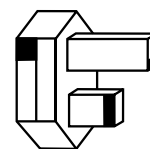
63




A



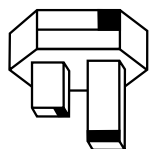
B



C



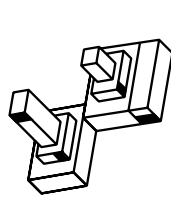
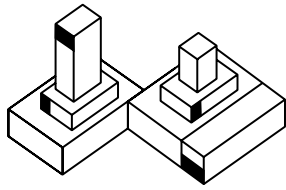
D



E



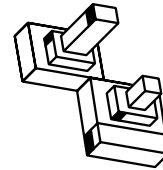
64



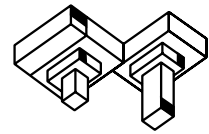
A



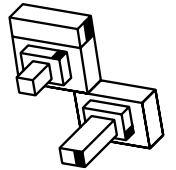
B



C

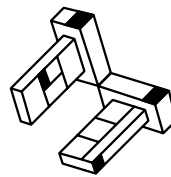
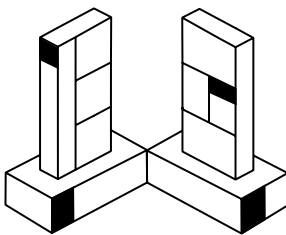


D



E


65



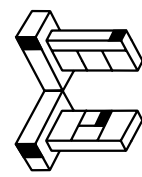
A



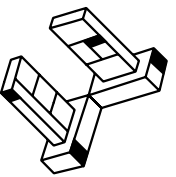
B



C

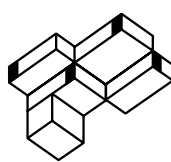
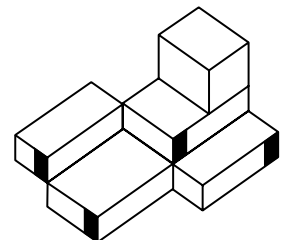


D

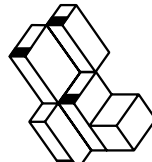


E

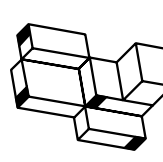
66



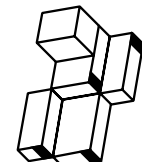
A



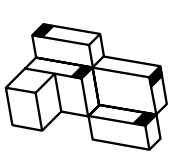
B



C

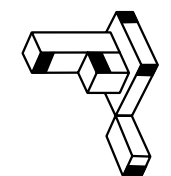
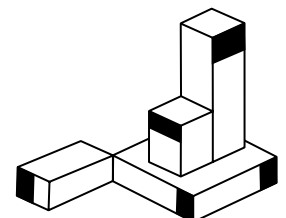


D

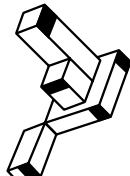


E

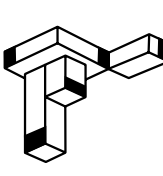
67



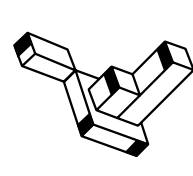
A



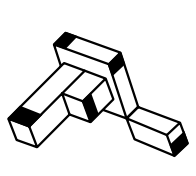
B



C



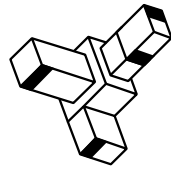
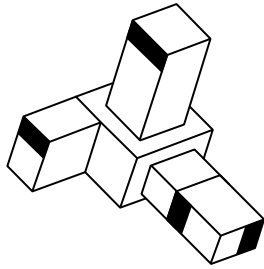
D



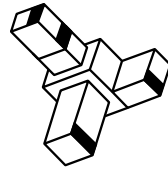
E



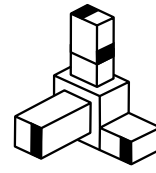
68



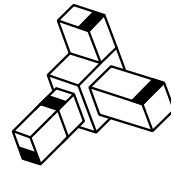
A



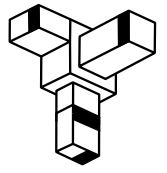
B



C

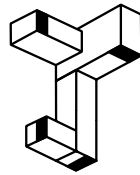
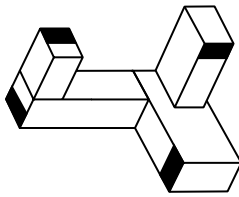


D

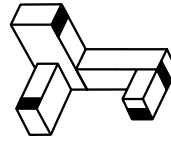


E

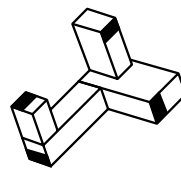
69



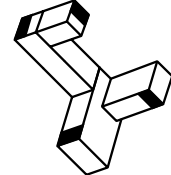
A



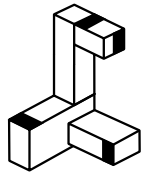
B



C

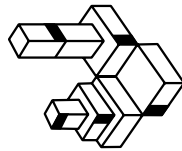
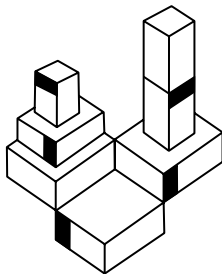


D

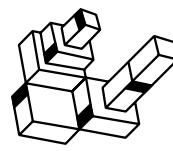


E


70



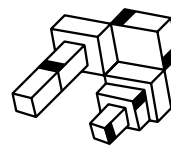
A



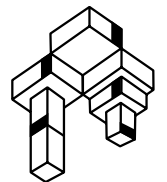
B



C



D



E

End of the Spatial Reasoning Sub-test 5



© piacademy.co.uk - All rights reserved

Visit piacademy.co.uk/11-plus-papers to check the 'answers'